



Warhawks Men's Basketball

University of Louisiana at Monroe



ULM (9-16, 6-11 SBC)

WARHAWKS

Vs.



UALR (14-15, 9-8 SBC)

TROJANS

Game 26

Saturday, March 8, 2014 • 7:00 p.m.

Jack Stephens Center (5,600) • Little Rock, Ark.

Radio: - KLIP LA 105.3 FM, Nick White (PXP)

Twitter: @ULM_MBB

ULM Quick Notes

- ULM has clinched a spot in the Sun Belt Conference Championships and can lock up the No. 7 seed with a win or a Troy loss on Saturday. It is possible for the Warhawks to play UALR, UT Arlington, UL-Lafayette or Arkansas State in the first round, pending Saturday's results

- The Warhawks are looking to post their first season-sweep over UALR since the 2009-10 campaign when they won 68-64 on Jan. 2, 2010 and 67-64 on Feb. 11, 2010. Keith Richard is 8-6 against the Trojans in his head coaching career

- In the first meeting against UALR on Feb. 15, the Warhawks posted a convincing 65-49 victory at home

- The 49 points allowed against UALR was the fewest ULM has ever let up and the 16-point was the largest ever in 23 meetings between the two schools. The Warhawks dominated in the paint, 30-14. It was ULM's largest win over an SBC opponent since Feb. 22, 2007 when it defeated Denver 87-51

- The ULM defense shut down the Trojans, allowing just 13 points in the first half - the fewest ULM has let up in a half this season. The Warhawks recorded a season-high 12 steals and 12 blocks

- Junior Tylor Ongwae ranks fourth in the league in SBC games in scoring with 17.8 points per game. He has tallied double-figures in scoring in 16 of 17 league contests. Ongwae has recorded double-digits in 22 of 25 games on the season. He scores a team-high 16.1 points per game on the season

- Senior Jayon James leads the team in both rebounds (6.1 rpg) and assists (4.3 apg) and also scores 9.8 ppg on the year. He has led the team in assists in 17 games this season. James has posted at least 10 points, five rebounds and five assists eight times this season. His 4.6 apg in conference games ranks second in the league

ULM MEN'S BASKETBALL SCHEDULE

Fri., Nov. 8	at No. 5 Kansas	L, 80-63
Mon., Nov. 18	Samford	W, 86-52
Thu., Nov. 21	at Northwestern St.	W, 84-80 (OT)
Mon., Dec. 9	Thomas	W, 84-61
Sat., Dec. 14	at LSU	L, 61-54
Wed., Dec. 18	at Ole Miss	L, 75-62
Sun., Dec. 22	Louisiana Tech	L, 83-61
Fri., Dec. 27	at No. 3 Ohio State	L, 71-31
Sat., Jan. 4	UL-Lafayette*	W, 103-98 (20T)
Thurs., Jan. 9	at UT Arlington*	L, 83-79 (OT)
Sat., Jan. 11	Texas State*	L, 61-36
Thu., Jan. 16	at Troy*	W, 75-64
Sat., Jan. 18	at South Alabama*	W, 64-58
Thu., Jan. 23	WKU*	L, 69-51
Sat., Jan. 25	Georgia State*	L, 66-58
Thu., Jan. 30	Arkansas State*	W, 72-65
Sat., Feb. 1	at UL-Lafayette*	L, 66-50
Thu., Feb. 6	at Texas State*	L, 65-57
Thu., Feb. 13	UT Arlington*	L, 85-74
Sat., Feb. 15	UALR*	W, 65-49
Thu., Feb. 20	at Georgia State*	L, 75-60
Sat., Feb. 22	at WKU*	L, 72-63
Thu., Feb. 27	South Alabama*	W, 71-54
Sat., Mar. 1	Troy*	L, 61-46
Thu., Mar. 6	at Arkansas State*	L, 64-58
Sat., Mar. 8	at UALR*	7:00 p.m.
Thurs., Mar. 13	Sun Belt Championships	TBA

All times Central and subject to change. Bold indicates home contests.; *-Sun Belt game

We are ULM. Please note that there are only two correct versions of our institution's name, the preferred acronym ULM and the full name, the University of Louisiana at Monroe. Any other reference, including Louisiana-Monroe, UL-Monroe, La.-Monroe, LAM, or simply Monroe, are incorrect.

Media Relations Contacts

Robbie Kleinmuntz (Primary)	Tom Ritter (Secondary)
Assistant Director	Graduate Assistant
kleinmuntz@ulm.edu	rittertf@warhawks.ulm.edu
O: 318-342-5462	O: 318-342-5451
C: 847-912-5380	C: 318-953-0734



Warhawks Men's Basketball

University of Louisiana at Monroe



Keith Richard

Head Coach

Fourth Year at ULM
13th Season Overall

Alma Mater: ULM (1982)

THE RICHARD FILE

COACHING HONORS

- 1999 Sun Belt Coach of the Year
- Has been part of the coaching staff for seven NCAA Tournament and three NIT teams

COACHING CAREER

Season	School	Position	Record
1984-85	ULM	Graduate Assistant	17-12
1985-86	ULM	Graduate Assistant	20-10/NCAA
1986-87	Marshall	Assistant Coach	25-6/NCAA
1987-88	Marshall	Assistant Coach	24-8/NIT
1988-89	Marshall	Assistant Coach	15-15
1989-90	ULM	Assistant Coach	22-8/NCAA
1990-91	ULM	Assistant Coach	25-8/NCAA
1991-92	ULM	Assistant Coach	19-10/NCAA
1992-93	ULM	Assistant Coach	26-5/NCAA
1993-94	ULM	Assistant Coach	19-9
1994-95	La. Tech	Assistant Coach	14-13
1995-96	La. Tech	Associate Head Coach	11-17
1996-97	La. Tech	Associate Head Coach	15-14
1997-98	La. Tech	Associate Head Coach	12-15
1998-99	La. Tech	Head Coach	19-9
1999-00	La. Tech	Head Coach	21-8
2000-01	La. Tech	Head Coach	17-12
2001-02	La. Tech	Head Coach	22-10/NIT
2002-03	La. Tech	Head Coach	12-15
2003-04	La. Tech	Head Coach	15-15
2004-05	La. Tech	Head Coach	14-15
2005-06	La. Tech	Head Coach	20-13/NIT
2006-07	La. Tech	Head Coach	10-20
2008-09	LSU	Assistant Coach	27-8/NCAA
2009-10	LSU	Assistant Coach	11-20
2010-11	ULM	Head Coach	7-24
2011-12	ULM	Head Coach	3-26
2012-13	ULM	Head Coach	4-23
2013-14	ULM	Head Coach	9-16

PLAYING CAREER

- Played for ULM from 1978-82; Coached by Lenny Fant, Benny Hollis & Mike Vining
- 1979 Atlantic Sun Tournament Champions, NIT
- 1980 Atlantic Sun Regular Season Champions
- 1982 Atlantic Sun Tournament Champions, NCAA
- Two-time team captain ('81 & '82)
- Led team in assists twice

EDUCATION

- Bachelor's degree in general business, ULM (1982)
- Master's degree in guidance counseling, ULM (1986)

ULM Quick Notes Continued...

- Freshman Nick Coppola has played eight 40-minute games this season and tied the school record of five in-a-row set in 1999-2000 by Maurice Bell. He netted a career-high 16 points against Georgia State on ULM's last road trip. Coppola also led ULM in scoring on Senior Day with 10 points against Troy. Coppola ranks seventh in the league in three-point field goal percentage at .412 (21-for-51)

- Junior Chinedu Amajoyi ranks top-10 in the league in three-point field goal percentage at .405 (15-for-37). He has started in 9 of ULM's last 10 games and has more than doubled his scoring average in that span. Amajoyi posted a career-high of 12 points, eight rebounds and 34 minutes against the Jaguars at home to lead the Warhawks to a 71-54 win

- In ULM's last outing, junior Marvin Williams registered his second double-double of the season with 11 points and 13 rebounds at Arkansas State. The 13 rebounds marked a career-high and are the most by a ULM student-athlete in a game this season

- With one regular season game remaining, ULM has doubled both its overall and conference win totals from last season. The Warhawks have three more conference wins despite playing an 18-game schedule, compared to a 20-game slate last season. ULM was 4-23 overall and 3-17 in SBC play last year

- The Warhawks are 5-0 this season when leading at halftime, 7-1 when tied or leading at halftime, 4-0 when scoring at least 80 points, 8-0 when they have at least four double-figure scorers and 6-1 when scoring at least 20 points off the bench

- Before ULM's final home game against Troy, seniors Millaun Brown, Marcelis Hansberry, Jayon James, R.J. McCray and Amos Olatayo were honored on Senior Day. All five seniors are on pace to graduate with degrees in May.

- With home wins against UALR, 65-49 and South Alabama, 71-54, ULM won back-to-back home games by double-figures for the first time since 2001-02. It also held opponents to under 55 points in consecutive home wins for the first time since 1983-84. ULM is 390-169 all-time in Fant-Ewing Coliseum and finished 6-6 this season

- In a 72-65 win over Arkansas State on Jan. 30, Amajoyi became the first ULM student-athlete this season to make 10 free throws in a single game.

- The Warhawks swept a road weekend at Troy and South Alabama, defeating the Trojans 75-64 and the Jaguars 64-58. It was ULM's first two-game road winning streak since 2002-03

- Against Troy, the Warhawks shot over 80 percent from the free throw line for the first time this season (14-for-17, .824)

- The Warhawks opened league play with back-to-back overtime games for the first time in school history. ULM is 2-1 in overtime this season, and ULM head coach Keith Richard is 17-8 in his career

- In the first meeting between the Warhawks and the Ragin' Cajuns this season, ULM came away with a 103-98 double overtime victory in the SBC season opener on Jan. 4. Ongwae led the Warhawks with 27 points and 11 rebounds. ULM matched a season-high five double-figure scorings in the contest



Warhawks Men's Basketball

University of Louisiana at Monroe



ULM Quick Notes Continued...

- James also notched a double-double against the Cajuns with 16 points and 12 rebounds. ULM had two student-athletes record a double-double in one game for the first time since Dec. 22, 2009

- ULM's 11 blocks against the Cajuns were the most by the program since Dec. 2, 2006 when it had 10 against William Carey. ULM also held a 54-44 edge on the boards. The Warhawks later topped their season-high with 12 blocks against UALR at home

- The Warhawks played the eighth toughest non-conference schedule in the country, according to cbssports.com. ULM's opponents went a combined 71-30 in non-conference play as the Warhawks took on a pair of top-5 opponents

- ULM went 36 days inbetween its first two losses on the season. It was its longest stretch without a loss since 1993-94 when they went from Jan. 18 - Feb. 28 between defeats

- After defeating Thomas (Ga.) on Dec. 9, the Warhawks won three consecutive games for the first time since 2007-08. They got off to a 3-1 start on the season for the first time since 2004-05

- The Warhawks trailed Northwestern State by 18 in the second half before mounting their biggest comeback of the season on Nov. 21

- In ULM's home opener, it thumped Samford 86-52 on Nov. 18 and was up by 41 at one point in the second half. The 34-point win was the largest margin of victory for ULM since a 97-43 win over Union College (Ky.) on Jan. 3, 2009. It was ULM's most lop-sided score over a Division I program since Feb. 3, 2000 when it defeated Lamar 95-58

- Junior Marvin Williams posted a game-high 19 points against No. 5 Kansas in the season opener, outscoring Andrew Wiggins who was named Preseason National Player of the Year by cbssports.com. Williams went 8-for-13 from the field and grabbed a team-high six rebounds in 24 minutes. Wiggins scored 16.

- ULM earned the 2012-13 SBC team academic award and was one of 21 NCAA Division I men's basketball programs to earn Team Academic Excellence Awards from the National Association of Basketball Coaches

- The Warhawks carry a full scholarship roster for the first time under head coach Keith Richard after inheriting APR penalties. Richard is in his fourth season with the program

- ULM is without senior Amos Olatayo for the rest of the season after an ACL injury against WKU on Jan. 23. Olatayo was second on the team in scoring (13.2 ppg) and rebounding (5.3 rpg). He had 11 double-figure scoring games including three 20-plus games and one 30-point performance

HOME COURT ADVANTAGE

390-169 All-Time in Fant-Ewing Coliseum

ULM RECORDS IN FANT-EWING

Year	Games	Record	Pct.	Avg. Attend.
1971-72	10	6-4	.600	4,190
1972-73	11	8-3	.727	3,232
1973-74	11	8-3	.727	3,250
1974-75	12	11-1	.917	3,454
1975-76	13	10-3	.769	5,451
1976-77	13	9-4	.692	5,073
1977-78	13	10-3	.769	4,459
1978-79	16	15-1	.937	5,215
1979-80	14	10-4	.714	3,678
1980-81	16	8-8	.500	3,067
1981-82	16	13-3	.812	3,808
1982-83	14	12-2	.857	2,946
1983-84	16	11-5	.688	2,098
1984-85	13	9-4	.692	2,380
1985-86	15	14-1	.933	2,114
1986-87	13	8-5	.615	2,582
1987-88	12	10-2	.833	2,582
1988-89	12	8-4	.667	2,861
1989-90	14	13-1	.928	2,949
1990-91	14	14-0	1.000	3,327
1991-92	12	9-3	.750	2,710
1992-93	14	14-0	1.000	3,892
1993-94	14	10-4	.714	3,351
1994-95	12	9-3	.750	3,619
1995-96	11	8-3	.727	2,182
1996-97	12	9-3	.750	1,822
1997-98	11	7-4	.636	1,301
1998-99	11	7-4	.636	1,913
1999-00	14	11-3	.786	2,003
2000-01	13	9-4	.692	935
2001-02	12	12-0	1.000	3,437
2002-03	12	7-5	.583	1,412
2003-04	13	9-4	.692	1,624
2004-05	13	6-7	.462	1,296
2005-06	13	8-5	.615	793
2006-07	14	14-0	1.000	1,952
2007-08	12	5-7	.417	1,338
2008-09	14	8-6	.571	907
2009-10	14	8-6	.571	1,398
2010-11	13	4-9	.308	1,400
2011-12	13	0-13	.000	1,438
2012-13	12	3-9	.250	1,255
2013-14	12	6-6	.500	1,513
TOTALS	559	390-169	.698	



Warhawks Men's Basketball

University of Louisiana at Monroe



WE ARE ULM

12 REGULAR SEASON CHAMPIONSHIPS

1961-62 - Gulf States Conference

1964-65 - Gulf States Conference

1978-79 - Atlantic Sun Conference

1979-80 - Atlantic Sun Conference

1985-86 - Southland Conference

1989-90 - Southland Conference

1990-91 - Southland Conference

1992-93 - Southland Conference

1993-94 - Southland Conference

1995-96 - Southland Conference

1996-97 - Southland Conference

2006-07 - Sun Belt Conference West Division

NINE POST-SEASON APPEARANCES

1978-79 - NIT

1981-82 - NCAA Tournament

1985-86 - NCAA Tournament

1987-88 - NIT

1989-90 - NCAA Tournament

1990-91 - NCAA Tournament

1991-92 - NCAA Tournament

1992-93 - NCAA Tournament

1995-96 - NCAA Tournament

EIGHT TOURNAMENT CHAMPIONSHIPS

1978-79 - Atlantic Sun Conference

1981-82 - Atlantic Sun Conference

1985-86 - Southland Conference

1989-90 - Southland Conference

1990-91 - Southland Conference

1991-92 - Southland Conference

1992-93 - Southland Conference

1995-96 - Southland Conference

Numerical Roster

No.	Player	Pos.	Ht.	Wt.	Cl.	Hometown (Previous School)
0	Marvin Williams	F/C	6-8	245	JR	Memphis, Tenn. (NW Florida State College)
1	Jayon James	F	6-6	225	SR	Paterson, N.J. (Lamar State-Port Arthur)
2	DeMondre Harvey	F	6-7	210	SO	Minden, La. (Pearl River CC)
3	Marcelis Hansberry	G	6-0	185	SR	Jackson, Miss. (Provine HS)
4	RJ McCray	G	6-2	190	SR	Arlington, Texas (Grace Prep Academy)
10	Amos Olatayo	G	6-4	200	SR	Houston, Texas (Navarro College)
11	Nick Coppola	G	5-11	195	FR	Richmond, Va. (Benedictine Prep)
12	Tylor Ongwae	F	6-7	205	JR	Eldoret, Kenya (Ranger College)
13	Chinedu Amajoyi	G	6-3	195	JR	Rancho Cucamonga, Calif. (Kilgore College)
15	Kyle Koszuta	G	6-2	190	SO	Niceville, Fla. (Niceville HS)
20	Evan Sims	F/C	6-8	235	JR	Houston, Texas (Lamar State-Port Arthur)
22	Lance Richard	G	5-10	170	FR	Monroe, La. (Sterlington HS)
23	Millaun Brown	F/C	6-7	230	SR	Gunnison, Miss. (East Mississippi CC)
33	Daniel Grieves	G/F	6-6	210	SO	Bay St. Louis, Miss. (Pearl River CC)
34	Leon Carswell II	F	6-3	210	JR	Bossier City, La. (Airline HS)
35	Colten Ponder	F	6-5	215	SO	Shreveport, La. (Calvary Baptist HS)

COACHING STAFF

Head Coach: Keith Richard (ULM '82)

Assistant Coach: Ryan Cross (Buffalo '95)

Assistant Coach: Lonnie Cooper (Louisiana Tech '99)

Assistant Coach J.A. Anglin (LSU Shreveport '10)

Coordinator of Basketball Operations: Wyatt Hodges

PRONUNCIATION

Keith/Lance RICHARD	Ree-CHARD		
MILLAUN Brown	Mih-LAHN	TYLOR ONGWAE	Tie-ler Ong-why
JAYON James	Jay-AHN	Kyle KOSZUTA	Kus-zoo-tuh
AMOS OLATAYO	AIM-uhs Ole-ah-tay-O	Nick COPPOLA	Cuh-pole-luh
CHINEDU AMAJOYI	Chin-ih-due Om-uh-joy		

BY CLASS

Seniors (5).....Millaun Brown
Marcelis Hansberry
Jayon James
R.J. McCray
Amos Olatayo
 Juniors (5).....Chinedu Amajoyi
Leon Carswell
Tylor Ongwae
Evan Sims
Marvin Williams
 Sophomores (4).....Daniel Grieves
DeMondre Harvey
Kyle Koszuta
Colten Ponder
 Freshmen (2).....Nick Coppola
Lance Richard

BY POSITION

Guards.....Chinedu Amajoyi
Nick Coppola
Marcelis Hansberry
Kyle Koszuta
RJ McCray
Amos Olatayo
Lance Richard
 Guard/Foward.....Daniel Grieves
 Forwards.....Leon Carswell
DeMondre Harvey
Jayon James
Tylor Ongwae
Colten Ponder
 Forward/Center.....Millaun Brown
Evan Sims
Marvin Williams

BY STATE/COUNTRY

California.....Chinedu Amajoyi
 Florida.....Kyle Koszuta
 Kenya.....Tylor Ongwae
 Louisiana.....Leon Carswell
DeMondre Harvey
Colten Ponder
Lance Richard
 Mississippi.....Millaun Brown
Daniel Grieves
Marcelis Hansberry
 New Jersey.....Jayon James
 Tennessee.....Marvin Williams
 Texas.....R.J. McCray
Amos Olatayo
Evan Sims
 Virginia.....Nick Coppola



Warhawks Men's Basketball

University of Louisiana at Monroe



ULM Quick Facts

Location _____ Monroe, La.
Enrollment _____ 8,858
Founded _____ 1931
Nickname/Mascot _____ Warhawks/Ace
Colors _____ Maroon & Gold
President _____ Dr. Nick Bruno
Director of Athletics _____ Brian Wickstrom
Conference _____ Sun Belt
Affiliation _____ NCAA Division I
All-Time Record _____ 908-809 (62nd season)
Winning Seasons _____ 38 (20+ wins 10 times)
Home Venue _____ Fant-Ewing Coliseum (7000)
Playing Surface _____ Maple
Opened _____ 1971
Press Row Phone _____ 318-342-6920

Head Coach _____ Keith Richard
Record at ULM _____ 23-88 (fourth year)
Career Record _____ 173-205 (13th year)
Assistant Coach _____ Ryan Cross
Assistant Coach _____ Lonnie Cooper
Assistant Coach _____ J.A. Anglin
Coordinator of MBB Ops. _____ Wyatt Hodges
Athletic Trainer _____ Jeremy Teblum
Strength Coach _____ Brian Seitz

Website _____ www.ulmwarhawks.com
Facebook _____ www.facebook.com/warhawks
Twitter _____ @ULM_MBB

Sun Belt Conference Preseason Coaches Poll

1. WKU - 91 (5)
2. South Alabama - 78 (2)
3. Arkansas State - 74
- T-4. Georgia State - 73 (2)
- T-4. UL-Lafayette - 73 (1)
6. UALR - 48
7. UT Arlington - 36
8. Texas State - 34
9. Troy - 26
10. ULM - 17

Jayon James
- Preseason SBC
All-Conference
Third-Team

- CSM Preseason
All-SBC
Third-Team

Amos Olatayo
- CSM Preseason
All-SBC
Third-Team

All-Time Series History vs. UALR

UALR leads 14-9
At ULM: UALR leads 6-5
At UALR: UALR leads 8-4
On Neutral Courts: Tied 0-0

Scouting UALR

UALR (14-15, 9-8 SBC) is coming off back-to-back wins over Troy and Arkansas State last weekend. The Trojans had Thursday off.

Josh Hagins and James White lead the team in scoring with 12.0 and 11.3 points per game, respectively. White also grabs a team-high 5.0 rebounds per game. Will Neighbour scores 15.3 points per game but has been declared out for the season with an ankle injury.

The Trojans are fighting for seeding and can finish as high as No. 4, which would earn them a first round bye. UALR has the head-to-head tiebreak over Arkansas State, so if the Trojans win, the Red Wolves lose and UT Arlington losses (keeping it out of a three-way tiebreak), then the Trojans earn the No. 4 seed. UL-Lafayette has the head-to-head tiebreak over UALR, so if the Cajuns lose, Trojans win and UT Arlington losses, UALR would finish as No. 5. However, if the Cajuns lose and the Trojans and Mavericks both win, UALR has the three-way tiebreak in that scenario and would finish as No. 4.

If UALR losses, it would finish as either fifth or sixth depending on UT Arlington's outcome.

In the first meeting between ULM and UALR on Feb. 15, the Warhawks allowed just 49 points, the fewest between the team squads in 23 meetings. Junior Tylor Ongwae put in a game-high 25 points for ULM and also recorded five rebounds and five steals as the Warhawks won 65-49. The 16-point victory is ULM's largest over a conference opponent since Feb. 22, 2007 when it defeated Denver 87-51.

In ten years as head coach at UALR, Steve Shields has led the Trojans to six championships and one NCAA Tournament appearance, all while becoming the winningest coach in school history. Entering his 11th year as head coach, Shields is coming off a 2012-13 season in which he guided one of the least experienced teams in the nation to 11 conference victories and tied the Jack Stephens Center record for most home wins in a single season (13).

Shields has won five SBC Division championships and was named the SBC Coach of the Year in 2004. He brought the Trojans to the NCAA Tournament in 2010-11 after winning the SBC Tournament. Shields is 99-80 all-time at UALR and 176-156 in his coaching career.

2013-14 NON-CONFERENCE STRENGTH OF SCHEDULE RANKINGS

according to cbssports.com (1/1/14)

RK	School	SOS	Opp. Winning %
1.	New Orleans	.6951	.7669
2.	Kansas	.6840	.7500
3.	Long Beach State	.6443	.7166
4.	BYU	.6323	.6949
5.	Massachusetts	.6262	.6574
6.	Eastern Michigan	.6192	.6448
7.	Colorado	.6162	.6597
8.	ULM	.6152	.6744
9.	Alabama	.6142	.6468
10.	Oakland	.6130	.6585

RICHARD VS. 2013-14 OPPONENTS

Arkansas State6-9
Georgia State0-2
Kansas0-1
Louisiana Tech0-4
UL-Lafayette7-12
LSU0-2
Northwestern State2-1
Ohio State0-1
Ole Miss0-2
Samford1-0
South Alabama6-5
Texas-Arlington0-2
Texas State0-2
Thomas1-0
Troy1-5
UALR8-6
WKU5-9



Warhawks Men's Basketball

University of Louisiana at Monroe



In ULM's Last Outing...

ULM Drops Hard Fought Battle at ASU

JONESBORO, Ark. — After trailing by 13 points at half, the ULM men's basketball program came all the way back to tie the game with 3:59 remaining, but a late run by Arkansas State gave it the final 64-58 edge Thursday at the Convocation Center.

Despite the outcome, ULM (9-16, 6-11 SBC) clinched a spot in the Sun Belt Conference Championships as Texas State (4-13 SBC) fell to South Alabama and Troy (5-12 SBC) lost to UT Arlington in double-overtime. The Warhawks currently sit in seventh-place in the standings.

Junior Marvin Williams registered a double-double for ULM with 11 points and a career-high 13 rebounds. Junior Tylor Ongwaie led the team in scoring with 14 points and also grabbed six rebounds.

ASU (18-11, 10-7 SBC) was led by Melvin Johnson III's 17 points and five rebounds. Ed Townsel pitched in with 13 points and Kendrick Washington put in 12 points.

ULM began the second half with consecutive baskets by Williams and Coppola to trim the deficit to 33-24.

The Warhawks cut it to just a 37-35 deficit after back-to-back baskets by senior Jayon James, forcing ASU to call timeout with 13:43 left. The Red Wolves answered with a 6-0 run to go back up 43-35 with 12:03 remaining.

ULM trailed 46-41 with 5:57 and kept battling as Ongwaie drilled a three-pointer to make it a two-point game. A long-range shot by freshman Nick Coppola levelled the game, 47-47, with 3:59 to go.

ASU went on a 7-0 run to spurt ahead 54-47, and was able to hang on despite a pair of late three-pointers by Grieves.

Official Basketball Box Score -- Game Totals -- Final Statistics ULM vs Arkansas State 3/6/14 7:05 PM at Jonesboro, Ark. (Convocation Center)

ULM 58 • 9-16 (6-11)

#	Player		Total		3-Ptr	Rebounds					PF	TP	A	TO	Blk	Stl	Min
			FG-FGA	FG-FGA		FT-FTA	Off	Def	Tot								
01	James,Jayon	f	3-3	0-0	1-5	1	2	3	5	7	3	4	1	2	2	26	
12	Ongwaie,Tylor	f	5-13	1-3	3-6	2	4	6	3	14	2	4	1	1	1	38	
00	Williams,Marvin	c	4-9	0-0	3-4	6	7	13	4	11	0	2	0	1	1	35	
11	Coppola,Nick	g	3-9	1-5	2-2	1	2	3	5	9	0	4	0	0	0	35	
13	Amajoyi,Chinedu	g	0-7	0-6	2-2	1	7	8	1	2	1	1	0	1	1	36	
02	Harvey,DeMondre		0-1	0-0	0-0	0	1	1	0	0	0	0	0	0	0	4	
04	McCray,RJ		3-6	1-1	0-0	0	0	0	1	7	0	1	0	0	0	10	
15	Koszuta,Kyle		0-0	0-0	0-0	0	0	0	0	0	0	0	0	0	0	0+	
23	Brown,Millaun		0-0	0-0	0-0	0	0	0	0	0	0	0	0	0	0	1	
33	Grieves,Daniel		3-5	2-4	0-0	0	3	3	4	8	0	0	1	0	0	15	
Team						1	1	2									
Totals			21-53	5-19	11-19	12	27	39	23	58	6	16	3	5	200		
FG % 1st Half: 8-21 38.1%			2nd half: 13-32 40.6%			Game: 21-53 39.6%						Deadball					
3FG % 1st Half: 1-6 16.7%			2nd half: 4-13 30.8%			Game: 5-19 26.3%						Rebounds					
FT % 1st Half: 3-6 50.0%			2nd half: 8-13 61.5%			Game: 11-19 57.9%						4					

Arkansas State 64 • 18-11 (10-7)

#	Player		Total		3-Ptr	Rebounds			PF	TP	A	TO	Blk	Stl	Min
			FG-FGA	FG-FGA		FT-FTA	Off	Def							
20	Kirk Van Slyke	f	3-8	0-3	1-1	2	1	3	3	7	0	1	1	0	23
40	Kendrick Washington	f	4-10	0-1	4-6	1	8	9	2	12	1	1	0	2	34
00	Cameron Golden	g	0-4	0-2	0-0	1	3	4	2	0	2	0	0	2	32
24	Ed Townsel	g	5-11	3-6	0-1	0	0	0	2	13	0	1	0	2	37
31	Melvin Johnson III	g	4-12	3-7	6-6	1	4	5	3	17	2	4	0	1	35
01	Rakeem Dickerson		2-3	0-0	4-7	0	2	2	1	8	1	1	0	2	8
03	Brandon Reed		2-4	1-2	0-0	0	2	2	0	5	2	2	0	0	10
14	Kelvin Downs		0-1	0-0	2-4	0	1	1	4	2	1	0	0	0	21
Team						6	3	9							
Totals			20-53	7-21	17-25	11	24	35	17	64	9	11	1	9	200
FG % 1st Half: 12-26 46.2%			2nd half: 8-27 29.6%			Game: 20-53 37.7%			Deadball						
3FG % 1st Half: 4-11 36.4%			2nd half: 3-10 30.0%			Game: 7-21 33.3%			Rebounds						
FT % 1st Half: 5-8 62.5%			2nd half: 12-17 70.6%			Game: 17-25 68.0%			3						

Officials: Patrick Adams, Coy Gammon, Todd Austin
Technical fouls: ULM-None. Arkansas State-Kirk Van Slyke.
Attendance: 2329
16:33 Double Technical Foul #20 A-State and #33 ULM, #20 Kirk Van Slyke
Ejected

Score by periods	1st	2nd	Total
ULM	20	38	58
Arkansas State	33	31	64

Last FG - ULM 2nd-00:07, ASTATE 2nd-00:09.
Largest lead - ULM by 2 1st-19:40, ASTATE by 13 1st-05:40.

Points	In	Off	2nd	Fast	Bench
ULM	26	14	8	4	15
ASTATE	24	16	8	4	15

Score tied - 4 times.
Lead changed - 3 times.

In the First Meeting vs. ASU...

ULM Defense Overwhelms UALR in 65-49 Victory

MONROE, La. — The ULM men's basketball program shut down the UALR offense in a big 65-49 victory on Saturday at Fant-Ewing Coliseum.

ULM (8-12, 5-7 SBC) held UALR (12-14, 7-7 SBC) to just 49 points, the fewest ever in the 23 meetings between the two teams. The Warhawks limited the Trojans to just 31 percent shooting including 3-of-13 from beyond-the-arc. ULM also had season-highs of 12 steals and 12 blocks.

Junior Tylor Ongwaie put in a game-high 25 points for ULM and also recorded five rebounds and five steals. Senior Jayon James registered a double-double with 12 points and 11 rebounds and neared a triple-double with eight assists. He also rejected a career-high five blocks. Senior R.J. McCray poured in a season-high 12 points.

ULM came out of the gates on fire and took an early 8-0 lead, including six points from James. The Trojans came back to cut into the lead and made it a 10-8 game with 9:11 left in the first half. Ongwaie drained a pair of free throws to put ULM up 12-8 with 8:56 remaining.

Still leading 13-10, McCray pushed the lead back up to 18-10 with 3:39 to go after a fast-break layup and a three-pointer. On ULM's final possession of the half, sophomore Daniel Grieves found junior Marvin Williams open underneath for an open lay-up to put the Warhawks up 24-13 at the break.

Back-to-back baskets by Ongwaie extended ULM's lead to 28-13 to start the second half. Still leading 39-27, the Trojans got back in it with a 6-0 run to make it a 39-33 game with 12:02 left.

ULM answered with a 10-0 run including three-pointers by Ongwaie and McCray to go back up 49-33 with 8:49 remaining. When UALR cut the deficit to 49-37, ULM responded with a 5-0 run to push it back up to 54-37 at the 6:06 mark. The Warhawks took their largest lead of the game at 65-44 after a pair of made free throws by James with 1:13 left.

Official Basketball Box Score -- Game Totals -- Final Statistics UALR vs ULM 02/15/14 2:30 PM CST at Fant-Ewing Coliseum; Monroe, Louisiana

UALR 49 • 12-14, 7-7

#	Player		Total		3-Ptr	FT-FTA	Rebounds			PF	TP	A	TO	Blk	Stl	Min
			FG-FGA	FG-FGA			Off	Def	Tot							
10	Hill, Maurius	*	4-8	0-0	1-2	0	2	2	3	9	1	3	0	1	19	
11	Smith, DeVonte	*	0-3	0-2	1-2	0	3	3	0	1	0	0	0	0	23	
15	Billings, Stetson	*	0-0	0-0	0-2	0	5	5	0	0	0	2	0	1	16	
24	Dillard, Ben	*	3-9	2-6	6-7	0	2	2	4	14	1	1	0	1	27	
33	White, James	*	5-15	0-0	1-2	5	7	12	3	11	1	2	0	0	31	
01	Isler, Leroy		0-1	0-1	0-0	0	1	1	1	0	4	3	0	1	21	
03	Hagins, Josh		4-14	1-2	0-2	1	5	6	3	9	5	3	0	3	30	
21	Isom, Mareik		0-5	0-2	1-4	2	2	4	2	1	0	0	1	1	18	
50	Poulter, Andrew		1-1	0-0	0-0	0	0	0	0	2	0	0	0	0	1	
55	Leeper, Gus		1-2	0-0	0-0	0	0	0	3	2	0	1	0	1	14	
Team						4	0	4								
Totals			18-58	3-13	10-21	12	27	39	19	49	12	15	1	9	200	
FG % 1st Half: 6-26 23.1%			2nd half: 12-32 37.5%			Game: 18-58 31.0%			Deadball							
3FG % 1st Half: 0-3 0.0%			2nd half: 3-10 30.0%			Game: 3-13 23.1%			Rebounds							
FT % 1st Half: 1-4 25.0%			2nd half: 9-17 52.9%			Game: 10-21 47.6%			7,1							

ULM 65 • 8-12, 5-7

#	Player		Total		3-Ptr	FT-FTA	Rebounds			PF	TP	A	TO	Blk	Stl	Min
			FG-FGA	FG-FGA			Off	Def	Tot							
00	Williams,Marvin	*	3-5	0-0	0-2	3	1	4	4	6	0	1	4	0	22	
01	James,Jayon	*	3-6	0-0	6-8	0	11	11	2	12	8	4	5	3	37	
11	Coppola,Nick	*	1-4	0-2	0-0	0	3	3	3	2	1	1	0	0	24	
12	Ongwae,Tylor	*	8-17	2-5	7-11	0	5	5	4	25	2	4	1	5	35	
13	Amajoyi,Chinedu	*	1-8	1-5	0-0	2	5	7	4	3	2	2	0	2	28	
02	Harvey,DeMondre	*	2-2	0-0	0-0	1	0	1	3	4	0	1	1	0	15	
04	McCray,RJ	*	5-6	2-3	0-1	0	2	2	0	12	1	2	1	1	22	
15	Koszuta,Kyle	*	0-1	0-1	0-0	0	0	0	0	0	0	0	0	0	2	
23	Brown,Millaun	*	0-0	0-0	0-2	0	0	0	0	0	0	0	0	0	3	
33	Grieves,Daniel	*	0-3	0-3	1-2	1	2	3	1	1	1	1	0	1	12	
Team						1	1	2								
Totals			23-52	5-19	14-26	8	30	38	21	65	15	16	12	12	200	
FG % 1st Half: 9-27		33.3%	2nd half: 14-25		56.0%	Game: 23-52		44.2%		Deadball						
3FG % 1st Half: 1-11		9.1%	2nd half: 4-8		50.0%	Game: 5-19		26.3%		Rebounds						
FT % 1st Half: 5-6		83.3%	2nd half: 9-20		45.0%	Game: 14-26		53.8%		5,2						

Officials: R-John Heatly, U1-Frank Raposo, U2-Paul Sroka
Technical fouls: UALR-None. ULM-None.
Attendance: 1058

Score by periods	1st	2nd	Total
UALR	13	36	49
ULM	24	41	65

Last FG - UALR 2nd-00:22, ULM 2nd-03:12.
Largest lead - UALR None, ULM by 21 2nd-01:13.



Warhawks Men's Basketball

University of Louisiana at Monroe



Opening Round
Thursday, March 13

Quarterfinals
Friday, March 14

Semifinals
Saturday, March 15

Championship
Sunday, March 16



SUN BELT CONFERENCE STANDINGS

School	SBC	Pct.	Overall	Pct.	Streak
1. Georgia State	16-1	.941	23-7	.767	W6
2. WKU	12-5	.706	20-10	.667	W1
T-3 UL-Lafayette	10-7	.588	19-11	.633	L1
T-3 Arkansas State	10-7	.588	18-11	.621	W1
T-5. UALR	9-8	.529	14-15	.483	W2
T-5 UT Arlington	9-8	.529	14-15	.483	W2
7. ULM	6-11	.353	9-16	.360	L2
8. Troy	5-12	.294	10-19	.345	L1
T-9. South Alabama	4-13	.235	10-20	.267	W1
T-9. Texas State	4-13	.235	8-22	.333	L4





Warhawks Men's Basketball

University of Louisiana at Monroe



Number of times in 2013-14 a ULM student-athlete has led the team in...

Points		Free Throws Made		Blocks	
Taylor Ongwae	15	Taylor Ongwae	15	Taylor Ongwae	8
Jayon James	3	Jayon James	5	Jayon James	7
Amos Olatayo	3	Marvin Williams	4	DeMondre Harvey	6
Marvin Williams	2	Amos Olatayo	2	Marvin Williams	5
Nick Coppola	2	Chinedu Amajoyi	1	Amos Olatayo	4
		Nick Coppola	1	Chinedu Amajoyi	2
		Kyle Koszuta	1	Millaun Brown	1
		R.J. McCray	1	Evan Sims	1
Rebounds		Free Throw Attempts		Steals	
Taylor Ongwae	9	Taylor Ongwae	12	Taylor Ongwae	12
Jayon James	8	Jayon James	7	Jayon James	11
Marvin Williams	4	Amos Olatayo	3	Nick Coppola	5
Amos Olatayo	3	Nick Coppola	2	DeMondre Harvey	5
DeMondre Harvey	3	Chinedu Amajoyi	1	Chinedu Amajoyi	4
Nick Coppola	1	DeMondre Harvey	1	Marvin Williams	4
		R.J. McCray	1	Amos Olatayo	3
		Marvin Williams	1	R.J. McCray	3
Assists				Kyle Koszuta	3
Jayon James	17			Evan Sims	1
Nick Coppola	10				
Kyle Koszuta	2				
R.J. McCray	2				
Daniel Grieves	1				
Taylor Ongwae	1				
Field Goals Made		3FG Made		Minutes	
Taylor Ongwae	16	Daniel Grieves	10	Nick Coppola	11
Amos Olatayo	4	Taylor Ongwae	7	Taylor Ongwae	7
Marvin Williams	3	Nick Coppola	5	Jayon James	6
Jayon James	3	Kyle Koszuta	4	Amos Olatayo	2
Nick Coppola	2	R.J. McCray	2	Daniel Grieves	1
		Chinedu Amajoyi	2	Kyle Koszuta	1
				R.J. McCray	1
Field Goal Attempts		3FG Attempts		Note: If multiple student-athletes tie in a category in a single game, they all receive credit for leading the team	
Taylor Ongwae	19	Daniel Grieves	9		
Amos Olatayo	4	Amos Olatayo	7		
Jayon James	2	Nick Coppola	4		
Daniel Grieves	1	Chinedu Amajoyi	4		
Marvin Williams	1	Taylor Ongwae	3		
		Kyle Koszuta	2		

Double-Doubles

2013-14 Season	Career
<u>Taylor Ongwae (3)</u> 27 pt, 11 reb vs. ULL (1/4/14) 27 pt, 10 reb vs. GSU (1/25/14) 16 pt, 11 reb at ULL (2/1/14)	<u>Jayon James (7)</u> 10 pt, 12 reb vs SLU (12/10/12) 26 pt, 10 reb vs FAU (12/12/12) 11 pt, 12 reb vs SU (12/13/12) 19 pt, 10 reb at NT (1/5/13) 11 pt, 15 ast at FIU (2/2/13) 16 pt, 12 reb vs. ULL (1/4/14) 12 pt, 11 reb vs. UALR (2/15/14)
<u>Jayon James (2)</u> 16 pt, 12 reb vs. ULL (1/4/14) 12 pt, 11 reb vs. UALR (2/15/14)	12 pt, 11 reb vs. UALR (2/15/14)
<u>Marvin Williams (2)</u> 13 pt, 10 reb at NSU (11/21/13) 11 pt, 13 reb at ASU (3/6/14)	

Individual Career Totals for Returning Student-Athletes

Only includes statistics at ULM

Points		Steals	
A. Olatayo	549	J. James	68
J. James	502	R.J. McCray	59
R.J. McCray	421	M. Hansberry	46
M. Hansberry	390	A. Olatayo	46
M. Brown	192	K. Koszuta	32
K. Koszuta	141	M. Brown	27
Field Goals M-A		Free Throws M-A	
A. Olatayo	238-517	J. James	112-220
J. James	193-433	A. Olatayo	99-170
R.J. McCray	152-363	R.J. McCray	80-125
M. Hansberry	142-353	M. Hansberry	80-124
M. Brown	84-150	M. Brown	23-57
K. Koszuta	46-130	K. Koszuta	15-24

Rebounds		Three-Pointers M-A	
J. James	317	A. Olatayo	44-148
A. Olatayo	207	R.J. McCray	37-111
M. Brown	179	K. Koszuta	34-90
R.J. McCray	152	M. Hansberry	26-107
M. Hansberry	137	J. James	4-37
K. Koszuta	33		

Assists		Games/Starts	
J. James	245	R.J. McCray	98/36
R.J. McCray	126	M. Hansberry	71/28
M. Hansberry	110	J. James	52/50
K. Koszuta	55	K. Koszuta	48/2
A. Olatayo	31	M. Brown	44/26
M. Brown	15	A. Olatayo	37/30

Blocks		Minutes	
J. James	28	R.J. McCray	1921
A. Olatayo	17	J. James	1729
R.J. McCray	16	M. Hansberry	1387
M. Brown	10	A. Olatayo	1101
M. Hansberry	2	M. Brown	903
		K. Koszuta	605

Double-Figures and Categorical Highs

Double-Figures	Season 10+ Points	Season 10+ Rebs	Season 10+ Asts
Taylor Ongwae	22 times (20+ 8 times)	3 times	
Jayon James	13 times	3 times	
Amos Olatayo	11 times (20+ 3 times)		
Nick Coppola	8 times		
Marvin Williams	7 times	2 times	
Daniel Grieves	3 times		
Chinedu Amajoyi	3 times		
R.J. McCray	2 times		
DeMondre Harvey	1 time		

Double-Figures	Career 10+ Points	Career 10+ Rebs	Career 10+ Asts
Amos Olatayo	28 times (20+ 12 times)	1 time	
Jayon James	26 times (20+ 1 time)	9 times	2 times
Taylor Ongwae	22 times (20+ 8 times)	3 times	
Marcelis Hansberry	15 times (20+ 1 time)		
R.J. McCray	13 times		
Nick Coppola	8 times		
Marvin Williams	7 times	2 times	
Millaun Brown	5 times (20+ 1 time)	1 time	
Kyle Koszuta	3 times		
Daniel Grieves	3 times		
Chinedu Amajoyi	3 times		
DeMondre Harvey	1 time		

Single-Game Categorical Highs 2013-14

Points	Amos Olatayo - 30, at NSU
Field Goals Made	Amos Olatayo/Taylor Ongwae - 11 (Olatayo at NSU) (Ongwae vs ULL)
3FG Made	Amos Olatayo/Taylor Ongwae/Nick Coppola - 4
Free Throws Made	Chinedu Amajoyi - 10 (vs. Arkansas State)
Rebounds	Marvin Williams - 13 (at Arkansas State)
Assists	Jayon James - 9 (at UTA)
Steals	Taylor Ongwae - 5 (vs. UALR)
Blocks	Jayon James/Amos Olatayo - 5 (James vs. UALR) (Olatayo vs. ULL)



Warhawks Men's Basketball

University of Louisiana at Monroe



The Last Time ULM...

Scored 100 or more points
Scored 90 or more points
Scored 80 or more points
Scored fewer than 40 points
Held an opponent to under 50 points
Held an opponent to under 40 points
Won by 30 or more points
Won by 40 or more points
Won by 50 or more points
Won by 60 or more points
Had four double-digit scorers
Had five double-digit scorers
Had no double-digit scorers
Had 20 or more assists
Had fewer than 10 assists
Had 10 or more blocks
Had 10 or more steals
Had 20 or more turnovers
Had fewer than 10 turnovers
Made 30 or more field goals
Made 40 or more field goals
Made 50 or more field goals
Shot over 50 pct from field
Shot over 60 pct from field
Shot less than 20 pct from field
Made 10 or more 3-pointers
Made 15 or more 3-pointers
Shot over 50 pct from 3FG
Shot over 60 pct from 3FG
Shot less than 20 pct from 3FG
Made 20 or more free throws
Made 30 or more free throws
Shot over 80 pct free throws
Shot over 90 pct free throws
Won on a buzzer beater
Lost on a buzzer beater
Won on the last possession
Lost on the last possession
Won in overtime
Won in double overtime
Won in triple overtime
Had two double-doubles in one game
Had two 20+ scorers in one game

105, vs. UL-Lafayette (1/4/2014)
105, vs. UL-Lafayette (1/4/2014)
105, vs. UL-Lafayette (1/4/2014)
36, vs. Texas State (1/11/2014)
49, vs. UALR (2/15/2014)
37, vs. LeTourneau (11/25/1991)
34, vs. Samford (11/18/2013)
54, vs. Union College (1/3/2009)
54, vs. Union College (1/3/2009)
63, vs. LeTourneau (11/25/1991)
vs. Arkansas State (1/30/2014)
vs. South Alabama (2/27/2014)
at No. 3 Ohio State (12/27/2013)
20, at FIU (2/2/2013)
6, at Arkansas State (3/6/2014)
12, vs. UALR (2/15/2014)
12, vs. UALR (2/15/2014)
20, vs. Thomas (12/9/2013)
9, vs. South Alabama (2/27/2014)
33, at UT Arlington (1/9/2014)
41, vs. Texas College (12/22/2003)
51, vs. Georgia Southern (2/8/1979)
.509 (27-53), vs. South Alabama (2/27/2014)
.620 (31-50), at Nicholls State (11/28/2011)
.185 (10-54) at No. 3 Ohio State (12/27/2013)
10, at UT Arlington (1/9/2014)
15, vs. Middle Tennessee (1/24/2008)
.643 (9-14), at Troy (1/16/2014)
.643 (9-14), at Troy (1/16/2014)
.190 (4-21), vs. Georgia State (1/25/2014)
24, vs. UL-Lafayette (1/4/2014)
30, vs. Troy (12/31/2009)
.824 (14-17), at Troy (1/16/2014)
1.000 (5-5), at Texas A&M (12/10/2011)
W, 60-58, vs. SFA (Malcolm Thomas Jumper) (11/25/2008)
L, 76-73, at La. Tech (Kyle Gibson 3FG) (12/2/2009)
W, 65-64, vs. FAU (Trent Mackey 3FG, 8 secs) (12/29/2012)
L, 65-64, vs. SFA (Zac Downing 3FG, 4 secs) (11/23/2010)
W, 103-98 (2OT), vs. UL-Lafayette (1/4/2014)
W, 103-98 (2OT), vs. UL-Lafayette (1/4/2014)
W, 107-106 (3OT), at La. Tech (1/5/1970)
Tylor Ongwae & Jayon James, vs. UL-Lafayette (1/4/2014)
Tylor Ongwae (25) & Amos Olatayo (20), at UT Arlington (1/9/2014)

A ULM Player...

Had a double-double (pts-rbs)
Had a double-double (pts-asts)
Had a triple-double
Had 20 points or more
Had 30 points or more
Had 40 points or more
Had 50 points or more
Made 10 or more field goals
Made 15 or more field goals
Made five or more 3FG
Made 10 or more FT
Had 10 or more rebounds
Had 15 or more rebounds
Had 20 or more rebounds
Had 25 or more rebounds
Had 30 or more rebounds
Had 10 or more assists
Had 15 or more assists
Had five or more steals
Had 10 or more steals
Had five or more blocks
Had 10 or more blocks
Played 40 minutes or more

Marvin Williams (11 pts, 13 rebs) at ASU (3/6/2014)
Jayon James (11 pts and 15 asts), at FIU (2/2/2013)
Wojciech Mydra (11 pts, 10 rebs, 10 blks) vs. SHSU (1/24/2002)
Tylor Ongwae (25), vs. UALR (2/15/2014)
Amos Olatayo (30), at Northwestern State (11/21/2013)
Henry Steele (40), vs. Louisiana College (1/23/1971)
Glynn Saulters (51), vs. Nicholls State (1/1/1968)
Tylor Ongwae (10), vs. Georgia State (1/25/2014)
Mike Smith (15), vs. Houston (12/15/1999)
Trent Mackey (5), vs. North Texas (2/14/2013)
Chinedu Amajoyi (10-12), vs. Arkansas State (1/30/2014)
Marvin Williams (13), at Arkansas State (3/6/2014)
Lance Brasher (17), vs. Middle Tennessee (1/24/2008)
DeAndre Alexander (20), vs. Lamar (3/2/2005)
Calvin Natt (25), vs. Miss. State (12/5/1978)
Calvin Natt (31) vs. Georgia Southern (12/29/1976)
Jayon James (10), vs. Arkansas State (2/16/2013)
Larry Saults (19), vs. Mississippi College (1/7/1970)
Tylor Ongwae (5), vs. UALR (2/15/2014)
Arthur Hayes (10), vs. McNeese State (1983)
Jayon James (5), vs. UALR (2/15/2014)
Wojciech Myrda (13), vs. UTSA (3/2/2002)
Nick Coppola (40), vs. South Alabama (2/27/2014)

MISCELLANEOUS STATS 2013-14

Largest halftime lead

24, vs. Thomas, 46-22

Largest halftime deficit

21, at No. 3 OSU, 41-20

Largest halftime lead surrendered in a loss

None (have held five halftime leads)

Largest halftime deficit overcome in a win

7, at South Alabama, 34-27 (won 64-58)

Largest lead any time

41, vs. Samford, 84-43, 3:01 left 2H

Largest deficit any time

40, at No. 3 OSU, 71-31, 58 secs left 2H

Largest lead surrendered in a loss

8, at UL-Lafayette (2/1/2014)

Largest deficit overcome in a win

18, at Northwestern State (11/21/13)

Most points scored in a half

46, vs. Thomas, first half

Fewest points scored in a half

9, vs. Texas State, second half

Most points allowed in a half

48, vs. LA Tech, first half

Fewest points allowed in a half

13, vs. UALR, first half

Largest Rebounding Advantage

+18, vs. Thomas, 41-23

Largest Rebounding Disadvantage

-15, at WKU, 43-28

Highest Plus Turnover Differential

+7, vs. Arkansas State, 14-7

Highest Minus Turnover Differential

-14, at NSU, 29-15

Most 3FG Made In a Game

10, at UT Arlington (10-23)

Most 3FG Allowed in a Game

13, at UT Arlington (13-29)



Warhawks Men's Basketball

University of Louisiana at Monroe



2013-14 ULM MEN'S BASKETBALL ULM Combined Team Statistics (as of Mar 06, 2014) All games

Overall Stats

RECORD:	OVERALL	HOME	AWAY	NEUTRAL
ALL GAMES	9-16	6-6	3-10	0-0
CONFERENCE	6-11	4-5	2-6	0-0
NON-CONFERENCE	3-5	2-1	1-4	0-0

#	Player	gp-gs	min	avg	Total		3-Point		F-Throw		Rebounds				pf	dq	a	to	blk	stl	pts	avg
					fg-fga	fg%	3fg-fga	3fg%	ft-fa	ft%	off	def	tot	avg								
12	Ongwae, Tylor	25-25	808	32.3	140-337	.415	25-92	.272	98-128	.766	44	100	144	5.8	70	3	37	46	18	30	403	16.1
10	Olatayo, Amos	14-11	392	28.0	68-150	.453	20-63	.317	29-51	.569	22	52	74	5.3	23	0	10	32	8	13	185	13.2
01	James, Jayon	25-24	767	30.7	93-186	.500	1-10	.100	61-109	.560	26	126	152	6.1	68	2	108	65	18	29	248	9.9
00	Williams, Marvin	23-19	554	24.1	79-168	.470	1-5	.200	30-50	.600	45	64	109	4.7	67	2	11	35	22	13	189	8.2
11	Coppola, Nick	25-25	823	32.9	56-150	.373	23-61	.377	29-43	.674	12	54	66	2.6	53	2	83	59	0	11	164	6.6
13	Amajoyi, Chinedu	20-12	331	16.6	23-66	.348	15-39	.385	24-33	.727	10	50	60	3.0	17	0	11	15	2	9	85	4.3
33	Grieves, Daniel	23-1	292	12.7	33-90	.367	26-74	.351	5-8	.625	8	25	33	1.4	38	0	8	9	2	5	97	4.2
04	McCray, RJ	21-2	326	15.5	29-76	.382	10-30	.333	15-21	.714	5	19	24	1.1	23	0	22	21	4	11	83	4.0
02	Harvey, DeMondre	25-4	355	14.2	33-61	.541	0-0	.000	11-25	.440	33	52	85	3.4	49	2	14	17	13	13	77	3.1
34	Carswell II, Leon	1-0	5	5.0	0-0	.000	0-0	.000	2-2	1.000	0	2	2	2.0	1	0	0	2	0	0	2	2.0
15	Koszuta, Kyle	21-0	193	9.2	14-46	.304	10-35	.286	2-6	.333	2	6	8	0.4	13	0	7	8	0	9	40	1.9
23	Brown, Millaun	17-1	161	9.5	10-20	.500	0-0	.000	5-15	.333	20	14	34	2.0	25	1	2	11	2	3	25	1.5
20	Sims, Evan	9-1	91	10.1	4-13	.308	0-1	.000	1-4	.250	3	6	9	1.0	17	1	2	6	2	1	9	1.0
35	Ponder, Colten	1-0	2	2.0	0-0	.000	0-0	.000	0-0	.000	0	0	0	0.0	0	0	0	0	0	0	0	0.0
Team											32	38	70				10					
Total.....		25	5100		582-1363	.427	131-410	.320	312-495	.630	262	608	870	34.8	464	13	315	336	91	147	1607	64.3
Opponents.....		25	5100		605-1404	.431	161-494	.326	347-529	.656	275	607	882	35.3	435	-	315	282	98	183	1718	68.7

TEAM STATISTICS	ULM	OPP	Date	Opponent	Score	Att.
SCORING	1607	1718	11/08/13	at Kansas	L 63-80	16300
Points per game	64.3	68.7	11/18/13	SAMFORD	W 86-52	1503
Scoring margin	-4.4	-	11/21/13	at Northwestern State	Wot 84-80	1723
FIELD GOALS-ATT	582-1363	605-1404	12/09/13	THOMAS	W 84-61	1001
Field goal pct	.427	.431	12/14/13	at LSU	L 54-61	7623
3 POINT FG-ATT	131-410	161-494	12/18/13	at Ole Miss	L 62-75	5754
3-point FG pct	.320	.326	12/22/13	LOUISIANA TECH	L 61-83	4107
3-pt FG made per game	5.2	6.4	12/27/13	at Ohio State	L 31-71	18534
FREE THROWS-ATT	312-495	347-529	* 01/04/14	ULL	Wo2 103-98	1482
Free throw pct	.630	.656	* 1/9/2014	at UT Arlington	Lot 79-83	1059
F-Throws made per game	12.5	13.9	* 01/11/14	TEXAS STATE	L 36-61	1106
REBOUNDS	870	882	* 01/16/14	at Troy	W 75-64	2038
Rebounds per game	34.8	35.3	* 01/18/14	at South Alabama	W 64-58	2385
Rebounding margin	-0.5	-	* 01/23/14	WKU	L 51-69	1528
ASSISTS	315	315	* 01/25/14	GEORGIA STATE	L 58-66	1682
Assists per game	12.6	12.6	* 01/30/14	ARKANSAS STATE	W 72-65	1186
TURNOVERS	336	282	* 02-01-14	at ULL	L 50-66	4685
Turnovers per game	13.4	11.3	* 2/6/14	at Texas State	L 57-65	0
Turnover margin	-2.2	-	* 02/13/14	UT ARLINGTON	L 74-85	1161
Assist/turnover ratio	0.9	1.1	* 02/15/14	UALR	W 65-49	1058
STEALS	147	183	* 02/20/14	at Georgia State	L 60-75	1809
Steals per game	5.9	7.3	* 02/22/14	at WKU	L 63-72	5272
BLOCKS	91	98	* 02/27/14	SOUTH ALABAMA	W 71-54	963
Blocks per game	3.6	3.9	* 03/01/14	TROY	L 46-61	1376
ATTENDANCE	18153	69511	* 3/6/14	at Arkansas State	L 58-64	2329
Home games-Avg/Game	12-1513	13-5347				
Neutral site-Avg/Game	-	0-0				

* - Conference game

Score by Periods	1st	2nd	OT	OT2	Totals
ULM	733	827	29	18	1607
Opponents	836	840	29	13	1718



Warhawks Men's Basketball

University of Louisiana at Monroe



2013-14 ULM MEN'S BASKETBALL ULM Combined Team Statistics (as of Mar 06, 2014) Conference games

Conference Only

RECORD:	OVERALL	HOME	AWAY	NEUTRAL
ALL GAMES	6-11	4-5	2-6	0-0
CONFERENCE	6-11	4-5	2-6	0-0
NON-CONFERENCE	0-0	0-0	0-0	0-0

#	Player	gp-gs	min	avg	Total		3-Point		F-Throw		Rebounds				pts	avg
					fg-fga	fg%	3fg-fga	3fg%	ft-fa	ft%	off	def	tot	avg	pf	dq
12	Ongwae, Tylor	17-17	620	36.5	106-260	.408	19-75	.253	72-96	.750	31	79	110	6.5	53	2
10	Olatayo, Amos	6-3	175	29.2	24-62	.387	9-34	.265	15-27	.556	8	22	30	5.0	7	0
01	James, Jayon	17-16	539	31.7	67-129	.519	1-8	.125	35-72	.486	14	85	99	5.8	48	2
11	Coppola, Nick	17-17	610	35.9	46-114	.404	21-51	.412	21-31	.677	9	36	45	2.6	42	2
00	Williams, Marvin	15-12	367	24.5	47-103	.456	0-3	.000	22-34	.647	32	43	75	5.0	43	0
13	Amajoyi, Chinedu	14-12	300	21.4	20-59	.339	15-37	.405	20-27	.741	7	46	53	3.8	16	0
33	Grieves, Daniel	15-1	185	12.3	21-57	.368	17-49	.347	5-7	.714	6	16	22	1.5	24	0
04	McCray, RJ	13-1	215	16.5	19-48	.396	8-25	.320	5-9	.556	2	9	11	0.8	18	0
02	Harvey, DeMondre	17-4	249	14.6	25-43	.581	0-0	.000	5-14	.357	22	26	48	2.8	35	2
20	Sims, Evan	5-1	53	10.6	4-5	.800	0-0	.000	0-0	.000	1	2	3	0.6	9	1
23	Brown, Millaun	9-1	76	8.4	6-9	.667	0-0	.000	2-11	.182	12	4	16	1.8	9	0
15	Koszuta, Kyle	13-0	86	6.6	6-19	.316	6-16	.375	2-6	.333	1	3	4	0.3	6	0
Team											20	28	48			5
Total.....		17	3475		391-908	.431	96-298	.322	204-334	.611	165	399	564	33.2	310	9
Opponents.....		17	3475		404-942	.429	114-340	.335	233-356	.654	192	412	604	35.5	292	-

TEAM STATISTICS	ULM	OPP	Date	Opponent	Score	Att.
SCORING	1082	1155	* 01/04/14	ULL	Wo2 103-98	1482
Points per game	63.6	67.9	* 1/9/2014	at UT Arlington	Lot 79-83	1059
Scoring margin	-4.3	-	* 01/11/14	TEXAS STATE	L 36-61	1106
FIELD GOALS-ATT	391-908	404-942	* 01/16/14	at Troy	W 75-64	2038
Field goal pct	.431	.429	* 01/18/14	at South Alabama	W 64-58	2385
3 POINT FG-ATT	96-298	114-340	* 01/23/14	WKU	L 51-69	1528
3-point FG pct	.322	.335	* 01/25/14	GEORGIA STATE	L 58-66	1682
3-pt FG made per game	5.6	6.7	* 01/30/14	ARKANSAS STATE	W 72-65	1186
FREE THROWS-ATT	204-334	233-356	* 02-01-14	at ULL	L 50-66	4685
Free throw pct	.611	.654	* 2/6/14	at Texas State	L 57-65	0
F-Throws made per game	12.0	13.7	* 02/13/14	UT ARLINGTON	L 74-85	1161
REBOUNDS	564	604	* 02/15/14	UALR	W 65-49	1058
Rebounds per game	33.2	35.5	* 02/20/14	at Georgia State	L 60-75	1809
Rebounding margin	-2.4	-	* 02/22/14	at WKU	L 63-72	5272
ASSISTS	207	208	* 02/27/14	SOUTH ALABAMA	W 71-54	963
Assists per game	12.2	12.2	* 03/01/14	TROY	L 46-61	1376
TURNOVERS	200	176	* 3/6/14	at Arkansas State	L 58-64	2329
Turnovers per game	11.8	10.4				
Turnover margin	-1.4	-				
Assist/turnover ratio	1.0	1.2				
STEALS	88	110				
Steals per game	5.2	6.5				
BLOCKS	68	53				
Blocks per game	4.0	3.1				
ATTENDANCE	11542	19577				
Home games-Avg/Game	9-1282	8-2447				
Neutral site-Avg/Game	-	0-0				

Score by Periods	1st	2nd	OT	OT2	Totals
ULM	473	572	19	18	1082
Opponents	553	566	23	13	1155

Number of ULM Double-Figure Scorers by Game

Five Double-Figure Scorers (2-0)

vs. UL-L
(Ongwae/Olatayo/James/Williams/McCray)
vs. USA
(Ongwae/James/Amajoyi/Williams/Coppola)

Four Double-Figure Scorers (6-0)

vs. Sam (Olatayo/James/Ongwae/Grieves)
at NSU (Olatayo/James/Williams/Ongwae)
vs. Thom (Ongwae/Harvey/Williams/James)
at Troy (Ongwae/James/Coppola/Olatayo)
at USA (Ongwae/Olatayo/Coppola/Grieves)
vs. ASU (Ongwae/Williams/Coppola/Amajoyi)

Three Double-Figure Scorers (1-6)

at No. 5 Kansas (Williams/Olatayo/Coppola)
at LSU (Williams/Olatayo/Ongwae)
vs. LA Tech (Ongwae/James/Olatayo)
at UTA (Ongwae/Olatayo/James)

vs. GSU (Ongwae/James/Grieves)
vs. UALR (Ongwae/James/McCray)
at GSU (Coppola/Ongwae/Amajoyi)

Two Double-Figure Scorers (0-6)

at Ole Miss (Olatayo/Ongwae)
vs. WKU (Olatayo/Ongwae)
at Texas State (James/Ongwae)
vs. UTA (Ongwae/James/Coppola)
at WKU (Ongwae/James)
at ASU (Ongwae/Williams)

One Double-Figure Scorer (0-3)

vs. Texas State (Ongwae)
at UL-L (Ongwae)
vs. Troy (Coppola)

Zero Double-Figure Scorers (0-1)

at No. 3 Ohio State



0 Marvin Williams

Junior | Center | 6-8 | 245

Memphis, Tenn. | NW Florida State College

	Season-High	Career-High
Pts	19, at KU (11/8/13)	19, at KU (11/8/13)
FG	8, two times	8, two times
3FG	1, vs. SAM (11/18/13)	1, vs. SAM (11/18/13)
FT	4, two times	4, two times
Ast	2, three times	2, three times
Reb	13, at ASU (3/6/14)	13, at ASU (3/6/14)
Blocks	4, vs. UALR (2/15/14)	4, vs. UALR (2/15/14)
Steals	1, 12 times	1, 12 times
Min	35, at ASU (3/6/14)	35, at ASU (3/6/14)

Opponent	Date	GS	Min	FG-FGA/Pct.	3FG-FGA	FT-FTA/PCT	O-D-T	PF-FO	A	TO	Blk	Stl	Pts/Avg
Kansas	11/8/13	*	24	8-13/.615	0-0	3-5/.600	2-4-6	5-1	0	2	0	0	19/19.0
Samford	11/18/13	*	21	2-6/.333	1-1	0-0/.000	0-3-3	3-0	1	1	1	0	5/12.0
NSU	11/21/13	*	33	6-12/.500	0-0	1-4/.250	2-8-10	5-1	1	1	1	0	13/12.3
Thomas	12/9/13	*	22	4-6/.667	0-0	4-6/.667	1-3-4	2-0	0	2	3	1	12/12.3
LSU	12/14/13	*	28	7-10/.700	0-0	0-1/.000	3-0-3	3-0	0	5	0	1	14/12.6
Ole Miss	12/18/13	*	25	1-8/.125	0-0	0-0/.000	2-0-2	3-0	2	3	0	1	2/10.8
La. Tech	12/22/13	*	24	3-7/.429	0-0	0-0/.000	2-2-4	0-0	0	3	0	1	6/10.1
OSU	12/27/13	*	10	1-3/.333	0-1	0-0/.000	1-1-2	3-0	0	0	0	0	2/9.1
ULL	1/4/14	*	29	6-14/.429	0-0	4-5/.800	4-1-5	4-0	1	0	2	1	16/9.9
UTA	1/9/14	*	31	3-5/.600	0-0	0-0/.000	3-5-8	3-0	2	3	1	1	8/9.5
TX ST	1/11/14	*	18	0-5/.000	0-0	0-0/.000	2-1-3	2-0	0	1	0	0	0/8.6
Troy	1/16/14					DNP							
USA	1/18/14					DNP							
WKU	1/23/14		4	1-1/.1000	0-0	0-0/.000	0-0-0	1-0	0	0	0	0	2/8.1
GSU	1/25/14	*	33	3-6/.500	0-0	1-1/.000	0-5-5	1-0	1	2	3	0	7/8.0
ASU	1/30/14	*	23	8-13/.615	0-0	0-0/.000	3-3-6	3-0	0	0	2	1	16/8.6
ULL	2/1/14	*	24	3-9/.333	0-1	2-3/.667	1-5-6	2-0	0	2	1	1	8/8.5
TX ST	2/6/14	*	28	2-5/.400	0-1	2-4/.500	1-2-3	2-0	0	3	1	1	6/8.4
UTA	2/13/14	*	23	1-6/.167	0-1	2-2/.1000	1-0-1	1-0	1	0	2	0	4/8.1
UALR	2/15/14	*	22	3-5/.600	0-0	0-2/.000	3-1-4	4-0	0	1	4	0	6/8.0
GSU	2/20/14	*	28	3-7/.429	0-0	3-8/.375	2-3-5	4-0	0	1	0	1	9/8.1
WKU	2/22/14	*	21	2-6/.333	0-0	2-2/.1000	0-4-4	4-0	0	0	1	1	6/8.0
USA	2/27/14	*	20	5-6/.833	0-0	0-0/.000	2-3-5	4-0	0	2	0	1	10/8.0
Troy	3/1/14	*	28	3-6/.500	0-0	3-3/.1000	4-3-7	4-0	2	1	0	0	9/8.1
ASU	3/6/14	*	35	4-9/.444	0-0	3-4/.750	6-7-13	4-0	0	2	0	1	11/8.2
UALR													
Totals			19	554	79-168/.470	1-5/.200	30-50/.600	45-64-109	67-2	11	35	22	189/8.2



2 DeMondre Harvey

Sophomore | Forward | 6-7 | 210

Minden, La. | Pearl River CC

	Season-High	Career-High
Pts	11, vs. Thom (12/9/13)	11, vs. Thom (12/9/13)
FG	4, vs. Thom (12/9/13)	4, vs. Thom (12/9/13)
3FG	N/A	N/A
FT	3, vs. Thom (12/9/13)	3, vs. Thom (12/9/13)
Ast	2, three times	2, three times
Reb	8, at Miss (12/18/13)	8, at Miss (12/18/13)
Blocks	2, three times	2, three times
Steals	3, vs. ASU (3/1/14)	3, vs. ASU (3/1/14)
Min	25, vs. WKU (1/23/14)	25, vs. WKU (1/23/14)

Opponent	Date	GS	Min	FG-FGA/Pct.	3FG-FGA	FT-FTA/PCT	O-D-T	PF-FO	A	TO	Blk	Stl	Pts/Avg
Kansas	11/8/13		9	0-0/.000	0-0	0-0/.000	0-2-2	2-0	0	1	0	1	0/0.0
Samford	11/18/13		13	1-2/.500	0-0	0-0/.000	0-5-5	2-0	1	0	1	1	2/1.0
NSU	11/21/13		9	0-0/.000	0-0	1-2/.500	1-4-5	2-0	1	1	0	0	1/1.0
Thomas	12/9/13		15	4-5/.800	0-0	3-5/.600	2-4-6	2-0	1	2	1	1	11/3.5
LSU	12/14/13		10	1-1/.1000	0-0	1-2/.500	0-2-2	0-0	0	0	0	1	3/3.4
Ole Miss	12/18/13		14	1-3/.333	0-0	0-0/.000	3-5-8	3-0	0	1	0	1	2/3.2
La. Tech	12/22/13		17	0-1/.000	0-0	1-2/.500	1-2-3	1-0	2	0	0	2	1/2.9
OSU	12/27/13		19	1-6/.167	0-0	0-0/.000	4-2-6	2-0	0	1	0	0	2/2.8
ULL	1/4/14		9	1-2/.500	0-0	0-1/.000	1-2-3	2-0	0	1	0	0	2/2.7
UTA	1/9/14		11	1-1/.1000	0-0	0-0/.000	1-0-1	1-0	0	0	0	0	2/2.6
TX ST	1/11/14		18	2-5/.400	0-0	0-0/.000	1-2-3	1-0	0	0	0	0	4/2.7
Troy	1/16/14	*	24	2-5/.400	0-0	0-0/.000	1-1-2	4-0	2	0	2	0	4/2.8
USA	1/18/14	*	21	3-3/.1000	0-0	2-2/.1000	4-3-7	5-1	1	1	2	0	8/3.2
WKU	1/23/14	*	25	3-5/.600	0-0	0-4/.000	1-2-3	1-0	0	1	1	1	6/3.4
GSU	1/25/14		9	0-0/.000	0-0	0-0/.000	0-0-0	2-0	0	1	1	0	0/3.2
ASU	1/30/14	*	3	1-1/.1000	0-0	0-0/.000	0-0-0	2-0	0	0	0	0	2/3.1
ULL	2/1/14		7	0-2/.000	0-0	0-0/.000	1-1-2	2-0	2	0	0	0	0/2.9
TX ST	2/6/14		12	0-0/.000	0-0	0-1/.000	0-0-0	0-0	1	1	0	0	0/2.8
UTA	2/13/14		19	2-3/.667	0-0	0-0/.000	3-4-7	5-1	0	0	1	0	4/2.8
UALR	2/15/14		15	2-2/.1000	0-0	0-0/.000	1-0-1	3-0	0	1	1	0	4/2.9
GSU	2/20/14		23	3-4/.750	0-0	0-0/.000	3-3-6	2-0	2	0	0	1	6/3.0
WKU	2/22/14		20	2-5/.500	0-0	0-0/.000	2-1-3	1-0	1	0	2	0	4/3.1
USA	2/27/14		11	1-1/.1000	0-0	2-2/.1000	2-1-3	2-0	0	2	0	1	4/3.1
Troy	3/1/14		18	2-3/.667	0-0	1-4/.250	1-5-6	2-0	0	1	1	3	5/3.2
ASU	3/6/14		4	0-1/.000	0-0	0-0/.000	0-1-1	0-0	0	0	0	0	0/3.1
UALR													
Totals			4	355	33-61/.541	0-0	11-25/.440	33-52-85	49-2	14	17	13	77/3.1



1 Jayon James

Senior | Forward | 6-6 | 225

Paterson, N.J. | Lamar State-Port Arthur

	Season-High	Career-High
Pts	19, vs. USA (2/27/14)	26, vs. FAU (12/29/13)
FG	8, two times	12, vs. FAU (12/29/13)
3FG	1, vs. TXST (1/11/14)	3, at UALR (12/1/12)
FT	9, at NSU (11/21/13)	9, at NSU (11/21/13)
Ast	9, at UTA (1/9/14)	15, at FAU (2/2/13)
Reb	12, vs. ULL (1/4/14)	12, three times
Blocks	5, vs. UALR (2/15/14)	5, vs. UALR (2/15/14)
Steals	3, three times	6, vs. WKU (3/8/13)
Min	40, at TXST (2/6/14)	42, vs. Troy (1/26/13)

Opponent	Date	GS	Min	FG-FGA/Pct.	3FG-FGA	FT-FTA/PCT	O-D-T	PF-FO	A	TO	Blk	Stl	Pts/Avg	
Kansas	11/8/13	*	33	2-8/.250	0-0	1-3/.333	0-4-4	4-0	4	0	0	1	5/5.0	
Samford	11/18/13	*	26	6-8/.750	0-1	2-2/1.000	1-8-9	2-0	4	2	1	2	14/9.5	
NSU	11/21/13	*	37	4-7/.571	0-0	9-11/.818	1-6-7	2-0	6	5	0	2	17/12.0	
Thomas	12/9/13	*	25	4-6/.667	0-0	2-4/.500	1-5-6	2-0	2	5	1	0	10/11.5	
LSU	12/14/13	*	30	0-6/.000	0-0	2-2/1.000	2-5-7	2-0	3	0	1	1	2/9.6	
Ole Miss	12/18/13	*	26	4-11/.364	0-0	1-3/.333	5-6-11	4-0	5	1	0	3	9/9.5	
La. Tech	12/22/13	*	34	4-5/.800	0-0	6-9/.667	2-6-8	3-0	4	4	0	1	14/10.1	
OSU	12/27/13	*	17	2-6/.333	0-1	3-3/1.000	0-1-1	1-0	1	1	0	0	7/9.8	
ULL	1/4/14	*	38	6-7/.857	0-0	4-6/.667	2-10-12	5-1	5	3	0	2	16/10.4	
UTA	1/9/14	*	34	7-10/.700	0-0	0-3/.000	3-5-8	4-0	9	3	0	1	14/10.8	
TX ST	1/11/14	*	26	4-8/.500	1-2	0-6/.000	0-2-2	0-0	1	1	0	2	9/10.6	
Troy	1/16/14	*	37	6-8/.750	0-0	1-2/.500	0-4-4	3-0	5	2	0	1	13/10.8	
USA	1/18/14	*	17	0-2/.000	0-0	0-0/.000	0-4-4	3-0	5	0	0	0	0/10.0	
WKU	1/23/14	*	23	2-6/.333	0-1	5-6/.833	1-0-1	1-0	4	4	0	1	9/9.9	
GSU	1/25/14	*	38	5-8/.625	0-1	1-2/.500	2-5-7	3-0	5	5	2	0	11/10.0	
ASU	1/30/14	*	39	4-11/.364	0-1	1-4/.250	2-5-7	2-0	7	3	3	1	9/9.9	
ULL	2/1/14	*	28	0-5/.000	0-0	0-2/.000	0-4-4	1-0	5	1	2	0	0/9.4	
TX ST	2/6/14	*	40	8-14/.571	0-1	2-3/.667	0-6-6	4-0	5	3	0	3	18/9.8	
UTA	2/13/14	*	37	5-11/.455	0-1	5-8/.625	0-6-6	4-0	6	3	0	2	15/10.1	
UALR	2/15/14	*	37	3-6/.500	0-0	6-8/.750	0-11-11	2-0	8	4	5	3	12/10.2	
GSU	2/20/14	*	27	0-3/.000	0-0	1-2/.500	0-6-6	1-0	2	4	0	0	1/9.8	
WKU	2/22/14	*	30	4-10/.400	0-1	5-9/.556	0-7-7	4-0	3	2	0	0	13/9.9	
USA	2/27/14	*	37	8-12/.667	0-0	3-4/.750	1-1-2	2-0	3	2	2	1	19/10.3	
Troy	3/1/14	*	25	2-5/.400	0-0	0-2/.000	2-7-9	4-0	3	3	0	0	4/10.0	
ASU	3/6/14	*	26	3-3/.1000	0-0	1-5/.200	1-2-3	5-1	3	4	1	2	7/9.9	
UALR														
Totals			24	767	93-186/.500	1-10	61-109/.560	26-126-152	68-2	108	63	18	27	248/9.9



3 Marcelis Hansberry

Senior | Guard | 6-0 | 185

Jackson, Miss. | Provine HS

	Season-High	Career-High
Pts	N/A	22, at UALR (2/4/12)
FG	N/A	7, at USA (1/17/13)
3FG	N/A	3



4 R.J. McCray

Senior | Guard | 6-2 | 190

Arlington, Texas | Grace Prep Academy

	Season-High	Career-High
Pts	12, vs. UALR (2/15/14)	17, at SLU (12/10/12)
FG	5, vs. UALR (2/15/14)	5, two times
3FG	2, two times	3, vs. Troy (1/26/13)
FT	5, vs. ULL (1/4/14)	6, vs. Southern (12/13/12)
Ast	5, at LSU (12/14/13)	7, vs. UALR (2/7/13)
Reb	5, at LSU (12/14/13)	5, at LSU (12/14/13)
Blocks	1, four times	2, at Tennessee (11/16/11)
Steals	2, three times	4, vs. WKU (12/29/11)
Min	27, vs. ASU (3/1/14)	42, at SLU (12/10/12)

Opponent	Date	GS	Min	FG-FGA/Pct.	3FG-FGA	FT-FTA/PCT	O-D-T	PF-FO	A	TO	Blk	Stl	Pts/Avg
Kansas	11/8/13		9	1-2/.500	0-0	3-4/.750	0-0-0	1-0	0	0	0	0	5/5.0
Samford	11/18/13		14	1-4/.250	0-2	3-3/1.000	0-1-1	0-0	2	0	0	2	5/5.0
NSU	11/21/13		11	1-3/.333	0-1	1-2/.500	0-0-0	0-0	0	1	0	0	3/4.3
Thomas	12/9/13		18	2-3/.667	0-0	0-0/.000	0-1-1	0-0	4	2	0	1	4/4.3
LSU	12/14/13		11	0-1/.000	0-0	2-2/1.000	2-3-5	2-0	5	1	0	2	2/3.8
Ole Miss	12/18/13		9	1-3/.333	0-0	1-1/1.000	0-1-1	1-0	1	1	1	0	3/3.7
La. Tech	12/22/13	*	18	3-7/.429	1-1	0-0/.000	0-2-2	1-0	0	2	0	1	7/4.1
OSU	12/27/13		21	1-5/.200	1-1	0-0/.000	1-2-3	0-0	0	1	0	1	3/4.0
ULL	1/4/14		23	3-8/.375	0-2	5-8/.625	0-0-0	0-0	1	0	0	1	11/4.8
UTA	1/9/14		24	1-5/.200	1-2	0-0/.000	2-2-4	4-0	3	1	1	2	3/4.6
TX ST	1/11/14		13	0-2/.000	0-2	0-0/.000	0-0-0	3-0	0	1	0	0	0/4.2
Troy	1/16/14					DNP							
USA	1/18/14					DNP							
WKU	1/23/14					DNP							
GSU	1/25/14					DNP							
ASU	1/30/14		12	0-0/.000	0-0	0-0/.000	0-0-0	3-0	0	0	0	0	0/3.8
ULL	2/1/14		11	1-3/.333	0-1	0-0/.000	0-1-1	0-0	1	0	0	0	2/3.7
TX ST	2/6/14		17	0-1/.000	0-1	0-0/.000	0-1-1	2-0	1	1	0	0	0/3.4
UTA	2/13/14		17	2-5/.400	2-4	0-0/.000	0-0-0	3-0	0	2	0	0	6/3.6
UALR	2/15/14		22	5-6/.833	2-3	0-1/.000	0-2-2	0-0	1	2	1	1	12/4.1
GSU	2/20/14		13	0-3/.000	0-3	0-0/.000	0-0-0	0-0	1	3	0	0	0/3.9
WKU	2/22/14		20	0-1/.000	0-1	0-0/.000	0-1-1	2-0	1	0	0	0	0/3.7
USA	2/27/14		6	1-2/.500	1-2	0-0/.000	0-0-0	0-0	0	0	1	0	3/3.6
Troy	3/1/14	*	27	3-6/.500	1-3	0-0/.000	0-2-2	0-0	1	2	0	0	7/3.8
ASU	3/6/14		10	3-6/.500	1-1	0-0/.000	0-0-0	1-0	0	1	0	0	7/4.0
UALR													
Totals		2	326	29-76/.382	10-30/.333	15-21/.714	5-19-.24	23-0	22	21	4	11	83/4.0



11 Nick Coppola

Freshman | Guard | 5-11 | 195

Richmond, Va. | Benedictine Prep

	Season-High	Career-High
Pts	16, at GSU (2/20/14)	16, at GSU (2/20/14)
FG	5, at GSU (2/20/14)	5, at GSU (2/20/14)
3FG	4, at GSU (2/20/14)	4, at GSU (2/20/14)
FT	5, at KU (11/8/13)	5, at KU (11/8/13)
Ast	8, at NSU (11/21/13)	8, at NSU (11/21/13)
Reb	6, vs. WKU (1/23/14)	6, vs. WKU (1/23/14)
Blocks	N/A	N/A
Steals	2, two times	2, two times
Min	40, eight times	40, eight times

Opponent	Date	GS	Min	FG-FGA/Pct.	3FG-FGA	FT-FTA/PCT	O-D-T	PF-FO	A	TO	Blk	Stl	Pts/Avg
Kansas	11/8/13		31	2-5/.400	1-3	5-7/.714	0-3-3	0-0	2	2	0	0	10/10.0
Samford	11/18/13	*	26	2-5/.400	0-1	1-3/.333	0-3-3	2-0	6	0	0	0	5/7.5
NSU	11/21/13	*	34	1-5/.200	0-1	0-0/.000	0-2-2	3-0	8	7	0	2	2/5.7
Thomas	12/9/13	*	22	2-3/.667	1-1	2-2/1.000	0-3-3	0-0	3	5	0	0	7/6.0
LSU	12/14/13	*	29	0-3/.000	0-1	0-0/.000	0-2-2	2-0	4	2	0	0	0/4.8
Ole Miss	12/18/13	*	31	3-6/.500	0-1	0-0/.000	2-3-5	3-0	5	3	0	0	6/5.0
La. Tech	12/22/13	*	28	0-7/.000	0-1	0-0/.000	1-1-2	0-0	4	2	0	0	0/4.3
OSU	12/27/13	*	12	0-2/.000	0-1	0-0/.000	0-1-1	1-0	1	1	0	0	0/4.0
ULL	1/4/14	*	29	0-2/.000	0-0	4-7/.571	1-3-4	4-0	2	1	0	0	0/3.8
UTA	1/9/14	*	26	2-3/.667	0-1	0-0/.000	0-1-1	3-0	4	3	0	1	4/3.8
TX ST	1/11/14	*	27	1-4/.250	1-1	0-2/.000	1-2-3	0-0	2	1	0	2	3/3.7
Troy	1/16/14	*	40	3-7/.429	2-2	2-2/1.000	1-2-3	1-0	3	2	0	1	10/4.3
USA	1/18/14	*	40	3-7/.429	1-2	3-5/.600	0-3-3	3-0	3	1	0	0	10/4.7
WKU	1/23/14	*	40	0-2/.000	0-1	4-6/.667	0-6-6	1-0	5	1	0	1	4/4.6
GSU	1/25/14	*	40	1-6/.167	1-3	0-0/.000	0-3-3	4-0	2	3	0	0	3/4.5
ASU	1/30/14	*	40	4-7/.571	2-3	2-2/1.000	2-2-4	1-0	7	2	0	1	12/5.0
ULL	2/1/14	*	37	3-8/.375	1-2	0-0/.000	1-0-1	3-0	1	3	0	1	7/5.1
TX ST	2/6/14	*	40	4-7/.571	1-3	0-0/.000	0-0-0	5-1	2	2	0	1	9/5.3
UTA	2/13/14	*	40	4-8/.500	3-7	0-0/.000	0-2-2	2-0	3	4	0	1	11/5.6
UALR	2/15/14	*	24	1-4/.250	0-2	0-0/.000	0-3-3	3-0	1	1	0	0	2/5.5
GSU	2/20/14	*	34	5-11/.455	4-7	2-2/1.000	0-5-5	2-0	5	2	0	0	16/6.0
WKU	2/22/14	*	39	4-8/.500	1-3	0-0/.000	1-4-5	3-0	2	3	0	0	9/6.1
USA	2/27/14	*	40	4-9/.444	1-3	2-3/.667	0-1-1	0-0	6	0	0	0	11/6.3
Troy	3/1/14	*	39	4-12/.333	2-6	0-0/.000	0-2-2	2-0	2	4	0	0	10/6.5
ASU	3/6/14	*	35	3-9/.333	1-5	2-2/1.000	1-2-3	5-1	0	4	0	0	9/6.6
UALR													
Totals		25	823	56-150/.373	23-61/.377	29-43/.674	10-56-.66	53-2	83	59	0	11	164/6.6



10 Amos Olatayo

Senior | Guard | 6-4 | 200

Houston, Texas | Navarro College

	Season-High	Career-High
Pts	30, at NSU (11/21/13)	30, (previous) at FIU (2/2/13)
FG	11, at NSU (11/21/13)	12, at FIU (2/2/13)
3FG	4, at UTA (1/9/14)	4, at UTA (1/9/14)
FT	6, at NSU (11/21/13)	9, vs ULL (3/2/13)
Ast	3, vs. THOM (12/9/13)	4, vs. ULL (3/2/13)
Reb	9, at NSU (11/21/13)	11, at ASU (1/19/13)
Blocks	5, vs. ULL (1/4/14)	5, vs. ULL (1/4/14)
Steals	2, three times	4, vs. ULL (3/2/13)
Min	45, vs. ULL (1/4/14)	45, vs. ULL (1/4/14)

Opponent	Date	GS	Min	FG-FGA/Pct.	3FG-FGA	FT-FTA/PCT	O-D-T	PF-FO	A	TO	Blk	Stl	Pts/Avg
Kansas	11/8/13	*	33	5-10/.500	0-2	1-2/.500	1-2-3	3-0	2	4	0	1	11/11.0
Samford	11/18/13	*	25	10-13/.769	2-4	0-0/.000	2-2-4	1-0	0	2	1	1	22/16.5
NSU	11/21/13	*	37	11-13/.846	2-2	6-10/.600	2-7-9	4-0	0	6	0	2	30/21.0
Thomas	12/9/13	*	29	2-6/.333	1-4	2-2/1.000	1-4-5	1-0	3	1	0	0	7/17.5
LSU	12/14/13	*	28	4-13/.308	0-4	3-4/.750	1-7-8	2-0	0	1	1	1	11/16.2
Ole Miss	12/18/13	*	26	7-16/.438	2-5	1-4/.250	4-2-6	0-0	1	2	0	1	17/16.3
La. Tech	12/22/13	*	28	4-13/.308	3-6	0-0/.000	3-4-7	4-0	0	2	0	2	11/15.6
OSU	12/27/13	*	17	1-4/.250	1-2	1-2/.500	0-2-2	1-0	0	0	0	0	4/14.1
ULL	1/4/14	*	45	6-18/.333	2-9	2-4/.500	3-3-6	1-0	2	4	5	1	16/14.3
UTA	1/9/14	*	34	7-14/.500	4-9	2-2/1.000	1-7-8	1-0	0	2	0	1	20/14.9
TX ST	1/11/14	*	25	1-10/.100	0-6	2-3/.667	2-3-5	1-0	0	4	0	0	4/13.9
Troy	1/16/14		26	2-4/.500	2-3	4-6/.667	0-4-4	0-0	2	1	0	0	10/13.6
USA	1/18/14		23	4-7/.571	0-3	4-9/.444	0-4-4	2-0	0	2	0	2	12/13.5
WKU	1/23/14		22	4-9/.444	1-4	1-3/.333	2-1-3	2-0	0	1	1	1	10/13.2
GSU	1/25/14					DNP							
ASU	1/30/14					DNP							
ULL	2/1/14					DNP							
TX ST	2/6/14					DNP							
UTA	2/13/14					DNP							
UALR	2/15/14					DNP							
GSU	2/20/14					DNP							
WKU	2/22/14					DNP							
USA	2/27/14					DNP							
Troy	3/1/14					DNP							
ASU	3/6/14					DNP							
UALR													
Totals		11	392	68-150/.453	20-63/.317	29-51/.569	22-53-.74	23-0	10	32	8	13	185/13.2



12 Tylor Ongwae

Junior | Forward | 6-7 | 205

Eldoret, Kenya | Ranger College

	Season-High	Career-High
Pts	27, two times	27, two times
FG	11, vs. ULL (1/4/14)	11, vs. ULL (1/4/14)
3FG	4, at UTA (1/9/14)	4, at UTA (1/9/14)
FT	9, two times	9, two times
Ast	4, vs. Thom (12/9/13)	4, vs. Thom (12/9/13)
Reb	11, two times	11, two times
Blocks	3, vs. ULL (1/4/14)	3, vs. ULL (1/4/14)
Steals	5, vs. UALR (2/15/14)	5, vs. UALR (2/15/14)
Min	46, vs. ULL (1/4/14)	46, vs. ULL (1/4/14)

Opponent	Date	GS	Min	FG-FGA/Pct.	3FG-FGA	FT-FTA/PCT	O-D-T	PF-FO	A	TO	Blk	Stl	Pts/Avg	
Kansas	11/8/13	*	15	1-4/.250	0-2	2-2/1.000	1-1-2	5-1	3	1	0	1	4/4.0	
Samford	11/18/13	*	25	5-11/.455	0-1	4-5/.800	3-2-5	0-0	3	1	1	2	14/9.0	
NSU	11/21/13	*	29	3-6/.500	1-1	4-6/.667	0-5-5	4-0	1	5	2	0	11/9.7	
Thomas	12/9/13	*	28	6-11/.545	1-3	9-10/.900	3-4-7	0-0	4	0	1	4	22/12.8	
LSU	12/14/13	*	26	4-10/.400	0-0	4-4/1.000	1-2-3	2-0	0	1	0	2	12/12.6	
Ole Miss	12/18/13	*	21	4-9/.444	2-4	2-2/1.000	0-2-2	2-0	0	2	2	0	12/12.5	
La. Tech	12/22/13	*	35	9-19/.474	1-4	1-3/.333	2-3-5	3-0	0	2	2	0	20/13.6	
OSU	12/27/13	*	13	2-7/.286	1-2	0-0/.000	3-2-5	1-0	0	0	0	0	5/12.5	
ULL	1/4/14	*	46	11-21/.524	1-7	4-4/1.000	4-7-11	4-0	2	3	3	1	27/14.1	
UTA	1/9/14	*	39	10-22/.455	4-8	1-3/.333	0-5-5	2-0	1	1	2	1	25/15.2	
TX ST	1/11/14	*	29	5-11/.455	2-5	0-0/.000	1-2-3	1-0	1	1	0	0	12/14.9	
Troy	1/16/14	*	25	7-15/.467	1-2	7-7/1.000	3-2-5	5-1	0	2	0	0	22/15.5	
USA	1/18/14	*	40	6-20/.300	1-3	6-7/.857	1-3-4	0-0	2	2	0	3	19/15.8	
WKU	1/23/14	*	38	4-12/.333	0-3	3-4/.750	2-4-6	4-0	1	1	0	0	11/15.4	
GSU	1/25/14	*	38	10-16/.625	1-7	6-7/.857	2-8-10	4-0	3	3	0	1	27/16.2	
ASU	1/30/14	*	40	6-16/.375	0-2	5-7/1.714	2-7-9	4-0	1	0	1	2	17/16.3	
ULL	2/1/14	*	36	6-16/.375	0-2	4-4/1.000	4-7-11	1-0	1	2	1	1	16/16.2	
TX ST	2/6/14	*	39	6-14/.429	0-3	2-6/.333	2-5-7	3-0	3	2	1	2	14/16.1	
UTA	2/13/14	*	37	7-15/.467	1-6	9-11/.818	1-4-5	4-0	2	0	2	0	24/16.5	
UALR	2/15/14	*	35	8-17/.471	2-5	7-11/.636	0-5-5	4-0	2	4	1	5	25/17.0	
GSU	2/20/14	*	32	5-14/.357	1-4	3-4/.750	3-4-7	1-0	1	1	0	1	14/16.8	
WKU	2/22/14	*	37	5-10/.500	3-6	6-7/.857	1-4-5	5-1	2	2	0	1	19/16.9	
USA	2/27/14	*	39	3-13/.231	0-2	4-6/.667	3-6-9	4-0	3	2	0	0	10/16.6	
Troy	3/1/14	*	32	2-14/.143	1-6	2-2/1.000	0-2-2	4-0	1	2	1	0	7/16.2	
ASU	3/6/14	*	38	5-13/.385	1-3	3-6/.500	2-4-6	3-0	2	4	1	1	14/16.1	
TOTALS			25	808	140-337/.415	25-92/.272	98-128/.766	44-100-144	70-3	37	46	18	30	403/16.1



13 Chinedu Amajoyi

Junior | Guard | 6-3 | 195
Rancho Cucamonga, Calif. | Kilgore College

	Season-High	Career-High
Pts	12, vs. USA (2/27/14)	12, vs. USA (2/27/14)
FG	4, vs. USA (2/27/14)	4, vs. USA (2/27/14)
3FG	3, two times	3, two times
FT	10, vs. ASU (1/30/14)	10, vs. ASU (1/30/14)
Ast	2, three times	2, three times
Reb	8, two times	8, two times
Blocks	1, two times	1, two times
Steals	2, two times	2, two times
Min	36, at ASU (3/6/14)	36, at ASU (3/6/14)

Opponent	Date	GS	Min	FG-FGA/Pct.	3FG-FGA	FT-FTA/PCT	O-D-T	PF-FO	A	TO	Blk	Stl	Pts/Avg
Kansas	11/8/13	3	0-0/0.000	0-0	0-0/0.000	0-0-0	1-0	0	0	0	0	0	0/0.0
Samford	11/18/13	6	2-3/667	0-1	2-4/500	2-0-2	0-0	0	0	0	0	0	6/3.0
NSU	11/21/13	3	1-2/500	0-1	0-0/0.000	0-0-0	0-0	0	0	0	0	0	2/2.7
Thomas	12/9/13	4	0-0/0.000	0-0	0-0/0.000	0-0-0	0-0	0	0	0	0	0	0/2.0
LSU	12/14/13				DNP								
Ole Miss	12/18/13	1	0-0/0.000	0-0	0-0/0.000	0-0-0	0-0	0	1	0	0	0	0/1.6
La. Tech	12/22/13				DNP								
OSU	12/27/13	14	0-2/0.000	0-0	2-2/1.000	1-4-5	0-0	0	2	0	1	1	2/1.7
ULL	1/4/14				DNP								
UTA	1/9/14				DNP								
TX ST	1/11/14	2	0-0/0.000	0-0	0-0/0.000	0-0-0	0-0	0	0	0	0	0	0/1.4
Troy	1/16/14	*	29	2-5/400	1-3	0-0/0.000	2-2-4	1-0	2	1	0	0	5/1.9
USA	1/18/14	*	15	1-2/500	1-1	0-0/0.000	0-1-1	0-0	0	0	0	0	3/2.0
WKU	1/23/14	*	16	0-0/0.000	0-0	1-2/500	1-2-3	0-0	0	2	0	2	1/1.9
GSU	1/25/14				DNP								
ASU	1/30/14	*	29	0-1/0.000	0-0	10-12/833	0-5-5	2-0	0	0	0	1	10/2.6
ULL	2/1/14	*	13	1-2/500	1-1	0-0/0.000	0-2-2	0-0	1	1	1	0	3/2.7
TX ST	2/6/14	*	18	3-4/750	3-4	0-0/0.000	0-2-2	1-0	0	0	1	0	9/3.2
UTA	2/13/14	*	21	2-7/286	1-3	2-2/1.000	0-3-3	0-0	1	0	0	0	7/3.4
UALR	2/15/14	*	28	1-8/125	1-5	0-0/0.000	2-5-7	4-0	2	2	0	2	3/3.4
GSU	2/20/14	*	19	3-7/429	3-4	2-3/667	1-4-5	2-0	0	1	0	0	11/3.9
WKU	2/22/14	*	22	2-4/500	1-2	1-4/250	0-2-2	2-0	1	3	0	1	6/4.0
USA	2/27/14	*	34	4-9/444	2-5	2-2/1.000	0-8-8	2-0	2	0	0	1	12/4.4
Troy	3/1/14	18	1-3/333	1-3	0-0/0.000	0-3-3	1-0	1	1	0	0	0	3/4.4
ASU	3/6/14	*	36	0-7/0.000	0-6	2-2/1.000	1-7-8	1-0	1	1	0	1	2/4.3
UALR													
Totals		12	331	23-66/348	15-39/385	24-33/727	10-50-60	17-0	11	15	2	9	85/4.3



20 Evan Sims

Junior | Forward | 6-8 | 235
Houston, Texas | Lamar State-Port Arthur

	Season-High	Career-High
Pts	2, four times	2, four times
FG	1, four times	1, four times
3FG	N/A	N/A
FT	1, at KU (11/8/13)	1, at KU (11/8/13)
Ast	1, two times	1, two times
Reb	3, at KU (11/8/13)	3, at KU (11/8/13)
Blocks	1, two times	1, two times
Steals	1, at Troy (1/16/14)	1, at Troy (1/16/14)
Min	18, at USA (1/18/14)	18, at USA (1/18/14)

Opponent	Date	GS	Min	FG-FGA/Pct.	3FG-FGA	FT-FTA/PCT	O-D-T	PF-FO	A	TO	Blk	Stl	Pts/Avg
Kansas	11/8/13	12	0-2/0.000	0-0	1-4/250	0-3-3	4-0	1	1	0	0	0	1/1.0
Samford	11/18/13	7	0-1/0.000	0-0	0-0/0.000	0-1-1	1-0	0	1	0	0	0	0/0.5
NSU	11/21/13				DNP								
Thomas	12/9/13	4	0-1/0.000	0-0	0-0/0.000	0-0-0	1-0	0	1	0	0	0	0/0.3
LSU	12/14/13				DNP								
Ole Miss	12/18/13				DNP								
La. Tech	12/22/13				DNP								
OSU	12/27/13	15	0-4/0.000	0-1	0-0/0.000	2-0-2	2-0	0	2	1	0	0	0/0.3
ULL	1/4/14				DNP								
UTA	1/9/14				DNP								
TX ST	1/11/14				DNP								
Troy	1/16/14	8	1-1/1.000	0-0	0-0/0.000	1-0-1	1-0	0	0	0	0	1	2/0.6
USA	1/18/14	18	1-1/1.000	0-0	0-0/0.000	0-2-2	5-1	1	0	1	0	0	2/0.8
WKU	1/23/14	*	12	1-2/500	0-0	0-0/0.000	0-0-0	0-0	0	0	0	0	2/1.0
GSU	1/25/14				DNP								
ASU	1/30/14	4	0-0/0.000	0-0	0-0/0.000	0-0-0	0-0	0	1	0	0	0	0/0.9
ULL	2/1/14	11	1-1/1.000	0-0	0-0/0.000	0-0-0	1-0	0	0	0	0	0	2/1.0
TX ST	2/6/14				DNP								
UTA	2/13/14				DNP								
UALR	2/15/14				DNP								
GSU	2/20/14				DNP								
WKU	2/22/14				DNP								
USA	2/27/14				DNP								
Troy	3/1/14				DNP								
ASU	3/6/14				DNP								
UALR													
Totals		1	91	4-13/308	0-1	1-4/250	3-6-9	15-1	2	6	2	1	9/1.0



15 Kyle Koszuta

Sophomore | Guard | 6-2 | 190
Niceville, Fla. | Niceville HS

	Season-High	Career-High
Pts	9, at ULL (2/1/14)	15, vs. WKU (3/8/13)
FG	3, two times	5, vs. WKU (3/8/13)
3FG	3, at ULL (2/1/14)	4, vs. WKU (3/8/13)
FT	2, vs. TXST (1/11/14)	4, vs. ASU (2/16/13)
Ast	2, vs. TXST (1/11/14)	6, vs. FAU (12/29/12)
Reb	2, at Miss (12/18/13)	3, vs. WKU (3/8/13)
Blocks	N/A	N/A
Steals	2, two times	4, vs. FAU (12/29/12)
Min	21, two times	36, vs. WKU (3/8/13)

Opponent	Date	GS	Min	FG-FGA/Pct.	3FG-FGA	FT-FTA/PCT	O-D-T	PF-FO	A	TO	Blk	Stl	Pts/Avg
Kansas	11/8/13	21	0-2/0.000	0-1	0-0/0.000	0-0-0	2-0	1	1	0	0	0	0/0.0
Samford	11/18/13	13	0-4/0.000	0-3	0-0/0.000	0-0-0	1-0	1	1	0	1	0	0/0.0
NSU	11/21/13	15	1-2/500	1-2	0-0/0.000	0-1-1	1-0	0	0	0	0	1	3/1.0
Thomas	12/9/13	7	3-3/1.000	1-1	0-0/0.000	0-0-0	0-0	0	1	0	0	0	7/2.5
LSU	12/14/13	12	1-5/200	0-3	0-0/0.000	0-0-0	0-0	0	2	0	2	2	2/2.4
Ole Miss	12/18/13	13	2-6/333	2-4	0-0/0.000	0-2-2	1-0	0	0	0	0	0	6/3.0
La. Tech	12/22/13	5	1-1/1.000	0-0	0-0/0.000	0-0-0	1-0	0	0	0	0	2	2/2.9
OSU	12/27/13	21	0-4/0.000	0-4	0-0/0.000	1-0-1	1-0	1	0	0	0	0	0/2.5
ULL	1/4/14	13	2-3/667	2-2	0-2/0.000	0-1-1	1-0	1	0	0	1	1	6/2.9
UTA	1/9/14	12	1-3/333	1-3	0-0/0.000	0-1-1	1-0	0	1	0	0	0	3/2.9
TX ST	1/11/14	15	0-3/0.000	0-2	2-3/667	0-0-0	1-0	2	0	0	1	1	2/2.8
Troy	1/16/14				DNP								
USA	1/18/14	2	0-0/0.000	0-0	0-0/0.000	0-0-0	0-0	0	0	0	0	0	0/2.6
WKU	1/23/14	4	0-1/0.000	0-1	0-1/0.000	0-0-0	0-0	0	0	0	0	0	0/2.4
GSU	1/25/14	7	0-1/0.000	0-1	0-0/0.000	1-1-2	0-0	0	1	0	0	0	0/2.2
ASU	1/30/14				DNP								
ULL	2/1/14	19	3-7/429	3-6	0-0/0.000	0-0-0	2-0	1	0	0	0	1	9/2.7
TX ST	2/6/14	2	0-0/0.000	0-0	0-0/0.000	0-0-0	0-0	0	1	0	0	0	2/2.5
UTA	2/13/14				DNP								
UALR	2/15/14	2	0-1/0.000	0-1	0-0/0.000	0-0-0	0-0	0	0	0	0	0	0/2.4
GSU	2/20/14	6	0-1/0.000	0-1	0-0/0.000	0-0-0	0-0	0	0	0	0	0	0/2.2
WKU	2/22/14	1	0-0/0.000	0-0	0-0/0.000	0-0-0	1-0	0	0	0	0	0	0/2.1
USA	2/27/14				DNP								
Troy	3/1/14	3	0-0/0.000	0-0	0-0/0.000	0-0-0	0-0	0	0	0	0	0	0/2.0
ASU	3/6/14	0+	0-0/0.000	0-0	0-0/0.000	0-0-0	0-0	0	0	0	0	0	0/1.9
UALR													
Totals		193	14-46/304	10-35/286	2-6/333	2-6-8	13-0	7	8	0	7	42/2.0	



22 Lance Richard

Freshman | Guard | 5-10 | 170
Monroe, La. | Sterlington HS

	Season-High	Career-High
Pts	N/A	N/A
FG	N/A	N/A
3FG	N/A	N/A
FT	N/A	N/A
Asst	N/A	N/A
Reb	N/A	N/A
Blocks	N/A	N/A
Steals	N/A	N/A
Min	N/A	N/A

Opponent	Date	GS	Min	FG-FGA/Pct.	3FG-FGA	FT-FTA/PCT	O-D-T	PF-FO	A	TO	Blk	Stl	Pts/Avg
Kansas	11/8/13					DNP							
Samford	11/18/13					DNP							
NSU	11/21/13					DNP							
Thomas	12/9/13					DNP							
LSU	12/14/13					DNP							
Ole Miss	12/18/13					DNP							
La. Tech	12/22/13					DNP							
OSU	12/27/13					DNP							
ULL	1/4/14					DNP							
UTA	1/9/14					DNP							
TX ST	1/11/14					DNP							
Troy	1/16/14					DNP							
USA	1/18/14					DNP							
WKU	1/23/14					DNP							
GSU	1/25/14					DNP							
ASU	1/30/14					DNP							
ULL	2/1/14					DNP							
TX ST	2/6/14					DNP							
UTA	2/13/14					DNP							
UALR	2/15/14					DNP							
GSU	2/20/14					DNP							
WKU	2/22/14					DNP							
USA	2/27/14					DNP							
Troy	3/1/14					DNP							
ASU	3/6/14					DNP							
UALR													
Totals						Redshirting							



23 Millann Brown

Senior | Forward | 6-7 | 230
Gunnison, Miss. | East Mississippi CC

	Season-High	Career-High
Pts	5, vs. ULL (1/4/14)	21, vs. NT (2/14/13)
FG	2, vs. ULL (1/4/14)	9, vs. NT (2/14/13)
3FG	N/A	N/A
FT	2, at KU (11/8/13)	3, at NT (2/14/13)
Asst	1, two times	4, vs. WKU (3/8/13)
Reb	8, vs. ULL (1/4/14)	12, vs. WKU (2/21/13)
Blocks	1, two times	2, at FIU (2/2/13)
Steals	1, three times	3, vs. LTU (11/24/12)
Min	18, two times	36, at ASU (1/19/13)

Opponent	Date	GS	Min	FG-FGA/Pct.	3FG-FGA	FT-FTA/PCT	O-D-T	PF-FO	A	TO	Blk	Stl	Pts/Avg
Kansas	11/8/13		4	0-1/0.00	0-0	2-2/1.000	0-0-0	2-0	0	0	0	0	2/2.0
Samford	11/18/13		12	0-3/0.00	0-0	0-0/0.00	3-1-4	3-0	0	1	0	0	0/1.0
NSU	11/21/13		12	1-1/1.000	0-0	0-0/0.00	1-2-3	1-0	0	1	0	0	2/1.3
Thomas	12/9/13		14	0-1/0.00	0-0	1-2/500	2-3-5	3-0	0	1	0	1	1/1.3
LSU	12/14/13		12	1-2/500	0-0	0-0/0.00	0-1-1	2-0	0	0	1	0	2/1.4
Ole Miss	12/18/13		15	1-1/1.000	0-0	0-0/0.00	1-2-3	0-0	0	2	0	1	3/1.5
La. Tech	12/22/13		3	0-0/0.00	0-0	0-0/0.00	0-0-0	0-0	0	0	0	0	0/1.3
OSU	12/27/13		13	1-2/500	0-0	0-0/0.00	1-1-2	5-1	0	2	0	0	2/1.4
ULL	1/4/14		18	2-4/500	0-0	1-6/167	5-3-8	3-0	0	1	1	0	5/1.8
UTA	1/9/14		14	1-1/1.000	0-0	0-1/0.00	0-0-0	0-0	0	0	0	1	2/1.8
TX ST	1/11/14		18	1-2/500	0-0	0-0/0.00	4-0-4	2-0	1	1	0	0	2/1.8
Troy	1/16/14					DNP							
USA	1/18/14					DNP							
WKU	1/23/14					DNP							
GSU	1/25/14					DNP							
ASU	1/30/14					DNP							
ULL	2/1/14					DNP							
TX ST	2/6/14					DNP							
UTA	2/13/14					DNP							
UALR	2/15/14		3	0-0/0.00	0-0	0-2/0.00	0-0-0	0-0	0	0	0	0	0/1.7
GSU	2/20/14		1	0-0/0.00	0-0	0-0/0.00	0-0-0	0-0	0	0	0	0	0/1.5
WKU	2/22/14		4	1-1/1.000	0-0	0-0/0.00	0-1-1	1-0	0	0	0	0	2/1.6
USA	2/27/14		8	1-1/1.000	0-0	0-0/0.00	1-0-1	1-0	1	1	0	0	2/1.6
Troy	3/1/14	*	9	0-0/0.00	0-0	1-2/500	2-0-2	2-0	0	1	0	0	1/1.6
ASU	3/6/14		1	0-0/0.00	0-0	0-0/0.00	0-0-0	0-0	0	0	0	0	0/1.5
UALR													
Totals			161	10-20/500	0-0	5-15/333	20-14-34	25-1	2	11	2	3	25/1.5



34 Leon Carswell JJ

Junior | Forward | 6-3 | 225
Bossier City, La. | Hannibal-LaGrange Univ.

	Season-High	Career-High
Pts	2, at OSU (12/27/13)	2, at OSU (12/27/13)
FG	N/A	N/A
3FG	N/A	N/A
FT	2, at OSU (12/27/13)	2, at OSU (12/27/13)
Asst	N/A	N/A
Reb	2, at OSU (12/27/13)	2, at OSU (12/27/13)
Blocks	N/A	N/A
Steals	N/A	N/A
Min	5, at OSU (12/27/13)	5, at OSU (12/27/13)

Opponent	Date	GS	Min	FG-FGA/Pct.	3FG-FGA	FT-FTA/PCT	O-D-T	PF-FO	A	TO	Blk	Stl	Pts/Avg
Kansas	11/8/13					DNP							
Samford	11/18/13					DNP							
NSU	11/21/13					DNP							
Thomas	12/9/13					DNP							
LSU	12/14/13					DNP							
Ole Miss	12/18/13					DNP							
La. Tech	12/22/13					DNP							
OSU	12/27/13		5	0-0/0.00	0-0	2-2/1.000	0-2-2	1-0	0	2	0	0	2/2.0
ULL	1/4/14					DNP							
UTA	1/9/14					DNP							
TX ST	1/11/14					DNP							
Troy	1/16/14					DNP							
USA	1/18/14					DNP							
WKU	1/23/14					DNP							
GSU	1/25/14					DNP							
ASU	1/30/14					DNP							
ULL	2/1/14					DNP							
TX ST	2/6/14					DNP							
UTA	2/13/14					DNP							
UALR	2/15/14					DNP							
GSU	2/20/14					DNP							
WKU	2/22/14					DNP							
USA	2/27/14					DNP							
Troy	3/1/14					DNP							
ASU	3/6/14					DNP							
UALR													
Totals			4	0-0/0.00	0-0	2-2/1.000	0-2-2	1-0	0	2	0	0	2/2.0



33 Daniel Grieves

Sophomore | Guard | 6-6 | 210
Bay St. Louis, Miss. | Pearl River CC

	Season-High	Career-High
Pts	13, vs. SAM (11/18/13)	13, vs. SAM (11/18/13)
FG	5, vs. SAM (11/18/13)	5, vs. SAM (11/18/13)
3FG	3, two times	3, two times
FT	2, at USA (1/18/14)	2, at USA (1/18/14)
Asst	1, seven times	1, seven times
Reb	4, at USA (1/18/14)	4, at USA (1/18/14)
Blocks	1, at ASU (3/6/14)	1, at ASU (3/6/14)
Steals	1, five times	1, five times
Min	35, vs. GSU (1/25/14)	35, vs. GSU (1/25/14)

Opponent	Date	GS	Min	FG-FGA/Pct.	3FG-FGA	FT-FTA/PCT	O-D-T	PF-FO	A	TO	Blk	Stl	Pts/Avg
Kansas	11/8/13		6	2-2/1.000	2-2	0-0/0.000	0-1-1	2-0	0	1	0	0	6/6.0
Samford	11/18/13		16	5-7/714	3-5	0-1/0.000	1-2-3	1-0	1	1	0	1	13/9.5
NSU	11/21/13		11	0-3/0.000	0-3	0-0/0.000	0-2-2	1-0	0	2	0	1	0/6.3
Thomas	12/9/13		12	1-2/500	1-2	0-0/0.000	0-2-2	1-0	0	0	0	0	3/5.5
LSU	12/14/13		14	2-5/400	2-4	0-0/0.000	0-1-1	1-0	0	0	0	0	6/5.6
Ole Miss	12/18/13		19	1-3/333	1-2	0-0/0.000	0-0-0	4-0	1	1	0	0	4/5.2
La. Tech	12/22/13		8	0-2/0.000	0-2	0-0/0.000	0-1-1	1-0	1	1	0	0	0/4.4
OSU	12/27/13		21	1-9/111	0-5	0-0/0.000	1-0-1	3-0	1	0	0	0	2/4.1
ULL	1/4/14					DNP							
UTA	1/9/14					DNP							
TX ST	1/11/14		9	0-3/0.000	0-2	0-0/0.000	1-1-2	0-0	0	0	0	1	0/3.7
Troy	1/16/14		11	3-5/600	3-4	0-0/0.000	0-0-0	3-0	0	0	0	0	9/4.2
USA	1/18/14		24	3-8/375	2-7	2-2/1.000	2-2-4	2-0	0	0	0	0	10/4.7
WKU	1/23/14		16	2-6/333	2-6	0-0/0.000	0-2-2	1-0	0	0	0	1	6/4.8
GSU	1/25/14	*	35	4-11/364	2-9	0-0/0.000	0-2-2	4-0	1	0	0	0	10/5.2
ASU	1/30/14		10	2-5/400	2-5	0-0/0.000	0-1-1	1-0	0	0	1	0	6/5.3
ULL	2/1/14		14	1-1/1.000	1-1	0-0/0.000	0-0-0	3-0	0	0	0	0	3/5.1
TX ST	2/6/14		4	0-0/0.000	0-0	1-2/500	0-0-0	0-0	0	0	0	0	1/4.9
UTA	2/13/14		6	1-2/500	1-2	0-0/0.000	0-1-1	1-0	1	0	0	0	3/4.8
UALR	2/15/14		12	0-3/0.000	0-3	1-2/500	1-2-3	1-0	1	1	0	1	1/4.6
GSU	2/20/14		17	1-3/333	1-2	0-0/0.000	1-1-2	3-0	0	1	0	0	3/4.5
WKU	2/22/14		6	1-4/250	1-3	1-1/1.000	1-1-2	0-0	1	0	0	0	4/4.5
USA	2/27/14		5	0-0/0.000	0-0	0-0/0.000	0-0-0	1-0	0	0	0	0	0/4.2
Troy	3/1/14		1	0-1/0.000	0-1	0-0/0.000	0-0-0	0-0	0	1	0	0	0/4.0
ASU	3/6/14		15	3-5/600	2-4	0-0/0.000	0-3-3	4-0	0	0	1	0	8/4.2
UALR													
Totals		1	277	30-84/357	24-70/343	5-8/625	8-22-30	34-0	8	9	1	7	89/4.0



35 Colten Ponder

Sophomore | Forward | 6-5 | 215
Shreveport, La. | Calvary Baptist Academy

	Season-High	Career-High
Pts	N/A	N/A
FG	N/A	N/A
3FG	N/A	N/A
FT	N/A	N/A
Asst	N/A	N/A
Reb	N/A	1, vs. LTU (11/24/12)
Blocks	N/A	N/A
Steals	N/A	N/A
Min	2, at OSU (12/27/13)	2, at OSU (12/27/13)

Opponent	Date	GS	Min	FG-FGA/Pct.	3FG-FGA	FT-FTA/PCT	O-D-T	PF-FO	A	TO	Blk	Stl	Pts/Avg
Kansas	11/8/13					DNP							
Samford	11/18/13					DNP							
NSU	11/21/13					DNP							
Thomas	12/9/13					DNP							
LSU	12/14/13					DNP							
Ole Miss	12/18/13					DNP							
La. Tech	12/22/13					DNP							
OSU	12/27/13		2	0-0/.000	0-0	0-0/.000	0-0-0	0-0	0	0	0	0	0/0.0
ULL	1/4/14					DNP							
UTA	1/9/14					DNP							
TX ST	1/11/14					DNP							
Troy	1/16/14					DNP							
USA	1/18/14					DNP							
WKU	1/23/14					DNP							
GSU	1/25/14					DNP							
ASU	1/30/14					DNP							
ULL	2/1/14					DNP							
TX ST	2/6/14					DNP							
UTA	2/13/14					DNP							
UALR	2/15/14					DNP							
GSU	2/20/14					DNP							
WKU	2/22/14					DNP							
USA	2/27/14					DNP							
Troy	3/1/14					DNP							
ASU	3/6/14					DNP							
UALR													
Totals			2	0-0/.000	0-0	0-0/.000	0-0-0	0-0	0	0	0	0	0/0.0



Warhawks Men's Basketball

University of Louisiana at Monroe



Media Roster



0 Marvin Williams

Junior | Center | 6-8 | 245
Memphis, Tenn.
NW Florida State College
8.2 ppg, 4.7 rpg, .470 FG%



13 Chinedu Amajoyi

Junior | Guard | 6-3 | 195
Rancho Cucamonga, Calif.
Kilgore College
4.3 ppg, .348 FG%, .385 3FG%



1 Jayon James

Senior | Forward | 6-6 | 225
Paterson, N.J.
Lamar State-Port Arthur
9.9 ppg, 6.1 rpg, 4.3 apg



15 Kyle Koszuta

Sophomore | Guard | 6-2 | 190
Niceville, Fla.
Niceville HS
1.9 ppg, .304 FG%, .286 3FG%




2 DeMondre Harvey

Sophomore | Forward | 6-7 | 210
Minden, La.
Pearl River CC
3.1 ppg, 3.4 rpg, .541 FG%



20 Evan Sims

Junior | Forward | 6-8 | 235
Houston, Texas
Lamar State-Port Arthur
1.0 ppg, 1.0 rpg, .308 FG%



3 Marcellis Hansberry

Senior | Guard | 6-0 | 185
Jackson, Miss.
Provine HS
ACL Injury




22 Lance Richard

Freshman | Guard | 5-10 | 170
Monroe, La.
Sterlington HS
Redshirting



4 R.J. McCray

Senior | Guard | 6-2 | 190
Arlington, Texas
Grace Prep Academy
4.0 ppg, .382 FG%, .333 3FG%




23 Millann Brown

Senior | Forward | 6-7 | 230
Gunnison, Miss.
East Mississippi CC
1.5 ppg, 2.0 rpg, .500 FG%




10 Amos Olatayo

Senior | Guard | 6-4 | 200
Houston, Texas
Navarro College
13.2 ppg, 5.3 rpg, .453 FG%




33 Daniel Grieves

Sophomore | Guard | 6-6 | 210
Bay St. Louis, Miss.
Pearl River CC
4.2 ppg, .367 FG%, .351 3FG%




11 Nick Coppola

Freshman | Guard | 5-11 | 195
Richmond, Va.
Benedictine Prep
6.6 ppg, 3.3 apg, .377 3FG%



34 Leon Carswell JJ

Junior | Forward | 6-3 | 225
Bossier City, La.
Hannibal-LaGrange University
2.0 ppg, 2.0 rpg, (one appearance)



12 Tylor Ongwae

Junior | Forward | 6-7 | 205
Eldoret, Kenya
Ranger College
16.1 ppg, 5.8 rpg, .415 FG%



35 Colten Ponder

Sophomore | Forward | 6-5 | 215
Shreveport, La.
Calvary Baptist Academy
2 mins (one appearance)